

2.3 Bodenträger

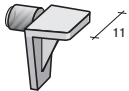
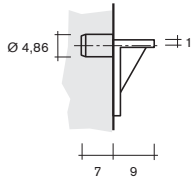
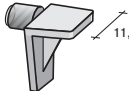
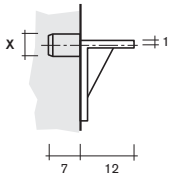
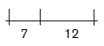

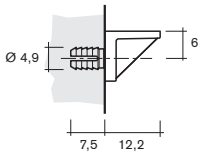
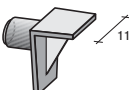
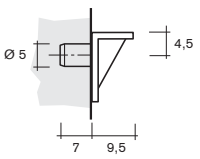
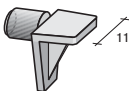
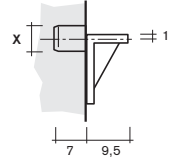

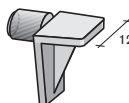
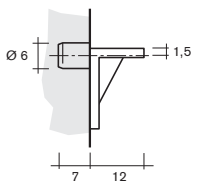
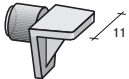
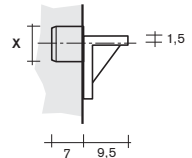
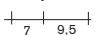
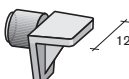
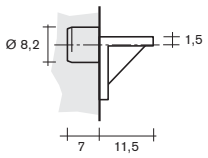
Bodenfeststeller, Türdämpfer



Einsteck-Bodenträger DIN 68 874, Gruppe L 25

shelf studs DIN 68 874, group L 25


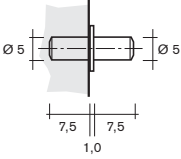

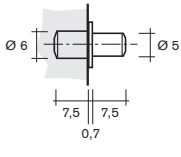

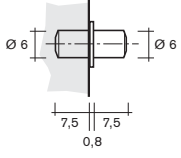

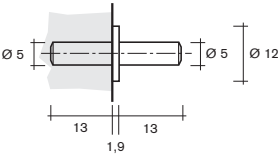

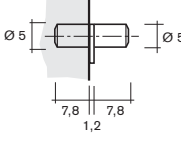

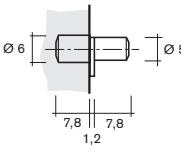

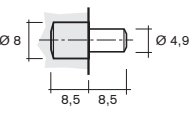
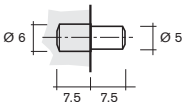


Art.-Nr. art.-no.	Verp. Einheit packing units	Ausführung type	Farben: Standard colours: standard
34.0010	5.000	mit Auflagefläche Zapfen \varnothing 4,86 mm with supporting surface pin \varnothing 4.86 mm	 
34.0030	5.000	mit großer Auflagefläche Zapfen $X = \varnothing$ 4,86 – 4,91 mm with large supporting surface pin $X = \varnothing$ 4.86 – 4.91 mm	 
34.1660	5.000	Zapfen $X = \varnothing$ 4,98 – 5,03 mm/pin $X = \varnothing$ 4.98 – 5.03 mm	
34.1690	5.000	Zapfen $X = \varnothing$ 4,96 – 5,01 mm/pin $X = \varnothing$ 4.96 – 5.01 mm	
34.1970	12.000	mit Auflagefläche Zapfen \varnothing 4,9 mm with supporting surface pin \varnothing 4.9 mm	 
34.1550	22.500	mit Auflagefläche Zapfen \varnothing 5 mm with supporting surface pin \varnothing 5 mm	 
34.0050	5.000	mit Auflagefläche Zapfen $X = \varnothing$ 6 mm with supporting surface pin $X = \varnothing$ 6 mm	 
34.0100	5.000	Zapfen $X = \varnothing$ 7 mm pin $X = \varnothing$ 7 mm	
34.0080	5.000	mit großer Auflagefläche Zapfen \varnothing 6 mm with large supporting surface pin \varnothing 6 mm	 
34.1060	5.000	mit Auflagefläche Zapfen $X = \varnothing$ 7,9 mm with supporting surface pin $X = \varnothing$ 7.9 mm	 
34.0140	5.000	Zapfen $X = \varnothing$ 8 mm pin $X = \varnothing$ 8 mm	
34.0120	4.000	mit großer Auflagefläche Zapfen \varnothing 8,2 mm with large supporting surface pin \varnothing 8.2 mm	 

Einsteck-Bodenträger DIN 68 874, Gruppe L 25

shelf studs DIN 68 874, group L 25

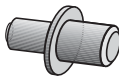
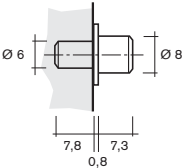

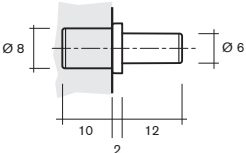

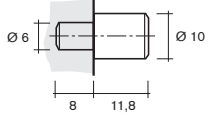

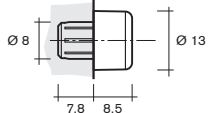

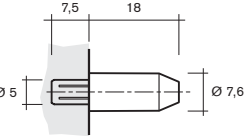

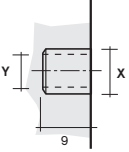

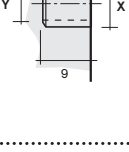
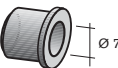
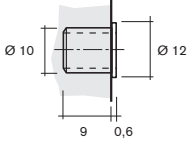
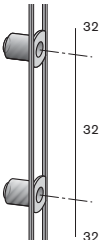
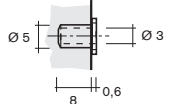


Art.-Nr. art.-no.	Verp. Einheit packing units	Ausführung type	Farben: Standard colours: standard
34.0170	5.000	mit Scheibe Zapfen \varnothing 5 mm/ \varnothing 5 mm with disk pin \varnothing 5 mm/ \varnothing 5 mm	 
34.0180	5.000	mit Scheibe Zapfen \varnothing 6 mm/ \varnothing 5 mm with disk pin \varnothing 6 mm/ \varnothing 5 mm	 
34.0210	5.000	mit Scheibe Zapfen \varnothing 6 mm/ \varnothing 6 mm with disk pin \varnothing 6 mm/ \varnothing 6 mm	 
34.1500	5.000	mit 2 mm Scheibe Zapfen \varnothing 5 mm/ \varnothing 5 mm with 2 mm disk pin \varnothing 5 mm/ \varnothing 5 mm	 
34.0160	5.000	mit halber Scheibe Zapfen \varnothing 5 mm/ \varnothing 5 mm with semi disk pin \varnothing 5 mm/ \varnothing 5 mm	 
34.0190	5.000	mit halber Scheibe Zapfen \varnothing 6 mm/ \varnothing 5 mm with semi disk pin \varnothing 6 mm/ \varnothing 5 mm	 
34.0020	5.000	ohne Scheibe Zapfen \varnothing 8 mm/ \varnothing 4,9 mm without disk pin \varnothing 8 mm/ \varnothing 4,9 mm	 
34.0220	5.000	Zapfen \varnothing 6 mm/ \varnothing 5 mm pin \varnothing 6 mm/ \varnothing 5 mm	

Einsteck-Bodenträger DIN 68 874, Gruppe L 25

shelf studs DIN 68 874, group L 25



Art.-Nr. art.-no.	Verp. Einheit packing units	Ausführung type	Farben: Standard colours: standard
34.0230	5.000	mit Scheibe Zapfen \varnothing 6 mm/ \varnothing 8 mm with disk pin \varnothing 6 mm/ \varnothing 8 mm	 
60.2650	5.000	mit Scheibe Zapfen \varnothing 8 mm/ \varnothing 6 mm with disk pin \varnothing 8 mm/ \varnothing 6 mm	 
34.0250	5.000	ohne Scheibe Zapfen \varnothing 6 mm/ \varnothing 10 mm without disk pin \varnothing 6 mm/ \varnothing 10 mm	 
34.2140	5.000	Zapfen \varnothing 8 mm/ \varnothing 13 mm pin \varnothing 8 mm/ \varnothing 13 mm	 
60.9340	16.000	ohne Scheibe Zapfen \varnothing 5 mm/ \varnothing 7,6 mm without disk pin \varnothing 5 mm/ \varnothing 7.6 mm	 
34.0330	5.000	Hülse, ohne Rand X = \varnothing 10 mm, innen Y = \varnothing 7 mm socket without collar X = \varnothing 10 mm, inside Y = \varnothing 7 mm	 
34.0320	5.000	X = \varnothing 8 mm, innen Y = \varnothing 6,5 mm X = \varnothing 8 mm, inside Y = \varnothing 6.5 mm	 
34.0310	5.000	Hülse, mit Rand \varnothing 10 mm, innen \varnothing 7 mm socket with collar \varnothing 10 mm, inside \varnothing 7 mm	 
34.1570	20.000	Hülse, mit Rand, 10-fach magaziniert \varnothing 5 mm, innen \varnothing 3 mm, Teilung 32 mm für Bodenträger 34.0420 socket with collar, 10 piece magazine clip \varnothing 5 mm, inside \varnothing 3 mm, spacing 32 mm for shelf support 34.0420	 

Nagelbodenträger

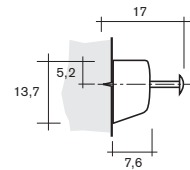
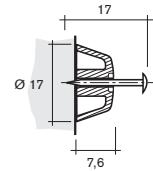
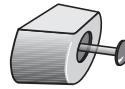
shelf supports with nail

Art.-Nr. Verp. Einheit Ausführung Farben: Standard
 art.-no. packing units type colours: standard

34.0350

5.000

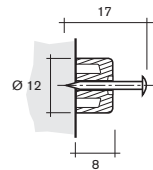
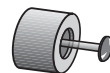
Bodenträger mit Nagel
 abgeflachte Ausführung
shelf studs with nail
 even version



34.0390

5.000

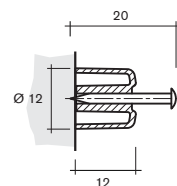
Bodenträger ø 12 x 8 mm
 mit Nagel ø 2 x 17 mm, montiert
shelf studs ø 12 x 8 mm
 with nail ø 2 x 17 mm, mounted



34.2220

5.000

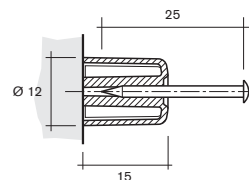
Bodenträger ø 12 x 12 mm
 mit Nagel ø 2 x 20 mm, montiert
shelf studs ø 12 x 12 mm
 with nail ø 2 x 20 mm, mounted



34.0340

7.800

Bodenträger ø 12 x 15 mm
 mit Nagel ø 2 x 25 mm, montiert
shelf studs ø 12 x 15 mm
 with nail ø 2 x 25 mm, mounted



Einsteck-Bodenträger mit Stahlstift

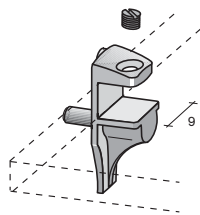
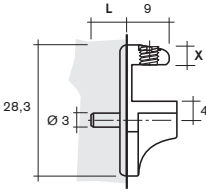
shelf studs with steel pin

Art.-Nr. art.-no.	Verp. Einheit packing units	Ausführung type	Farben: Standard colours: standard
34.1790	3.000	Stahlstift \varnothing 3 mm <i>steel pin \varnothing 3 mm</i>	
DIN 68874, Gruppe L 75/group L 75			
34.0420	3.000	Standard <i>standard</i>	
34.0240	3.000	Stahlstift X = \varnothing 3 mm/ <i>steel pin X = \varnothing 3 mm</i>	
34.0040	3.000	Stahlstift X = \varnothing 4 mm/ <i>steel pin X = \varnothing 4 mm</i>	
		Stahlstift X = \varnothing 5 mm/ <i>steel pin X = \varnothing 5 mm</i>	
DIN 68874, Gruppe L 75/group L 75			
34.1100	14.500	rund, mit Stahlstift X = \varnothing 3 mm umspritzt auf Y = \varnothing 5 mm <i>round, with steel pin X = \varnothing 3 mm</i> plastic mantled to Y = \varnothing 5 mm	
34.1340	10.000	rund, mit Stahlstift X = \varnothing 4 mm umspritzt auf Y = \varnothing 6 mm <i>round, with steel pin X = \varnothing 4 mm</i> plastic mantled to Y = \varnothing 6 mm	
34.1670	6.500	rund, mit Stahlstift X = \varnothing 5 mm umspritzt auf Y = \varnothing 7 mm <i>round, with steel pin X = \varnothing 5 mm</i> plastic mantled to Y = \varnothing 7 mm	
DIN 68874, Gruppe L 75/group L 75			
34.0090	2.500	mit hoher Sicherungskante X = 2 mm Stahlstift \varnothing 5 mm <i>with high securing edge X = 2 mm</i> <i>steel pin \varnothing 5 mm</i>	
34.0990	2.500	mit hoher Sicherungskante X = 1 mm Stahlstift \varnothing 5 mm <i>with high securing edge X = 1 mm</i> <i>steel pin \varnothing 5 mm</i>	
34.1930	2.500	mit hoher Sicherungskante 2/0,4 mm Stahlstift \varnothing 3 mm <i>with high securing edge 2/0.4 mm</i> <i>steel pin \varnothing 3 mm</i>	
DIN 68874, Gruppe L 75/group L 75			

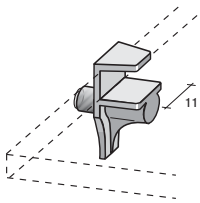
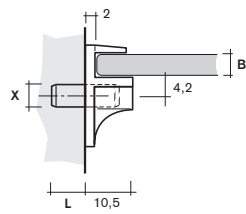
Einsteck-Bodenträger mit Stahlstift

shelf studs with steel pin

Art.-Nr. art.-no.	Verp. Einheit packing units	Ausführung type	Farben: Standard colours: standard
----------------------	--------------------------------	--------------------	---------------------------------------

34.1900	2.000	<p>Bodenträger für 8 mm Glasboden mit X = M4 x 4 mm Druckschraube montiert Stahlstift \varnothing 3 mm, L 6,6 mm studs for 8 mm glass-shelf with X = M4 x 4 mm mounted screw steel pin \varnothing 3 mm, L 6,6 mm</p>	 
34.1908	2.000	<p>Bodenträger für 8 mm Glasboden mit X = M4 x 6 mm Druckschraube montiert Stahlstift \varnothing 3 mm, L 10,1 mm studs for 8 mm glass-shelf with X = M4 x 6 mm mounted screw steel pin \varnothing 3 mm, L 10,1 mm</p>	

DIN 68874, Gruppe L 75/group L 75

<p>für Glasböden, Stahlstift X = \varnothing 3 mm for glass-shelves, steel pin X = \varnothing 3 mm</p>			
<p>Glasstärke B/glass-thickness B</p>			
34.0980	2.000	4,5 mm, L 7,3 mm	 
34.0460	2.000	5,5 mm, L 7,3 mm	
34.0440	2.000	5,5 mm, L 11,8 mm	
34.2040	1.800	6,0 mm, L 7,3 mm	
34.1170	1.800	8,0 mm, L 7,3 mm	
<p>für Glasböden, Stahlstift X = \varnothing 5 mm for glass-shelves, steel pin X = \varnothing 5 mm</p>			
34.0480	2.000	4,5 mm, L 7,3 mm	
34.0400	2.000	5,5 mm, L 7,3 mm	
34.2020	1.800	6,0 mm, L 7,3 mm	
34.1260	1.000	6,35 mm (1/4 inch), L 7,3 mm	
34.0410	1.800	8,0 mm, L 7,3 mm	

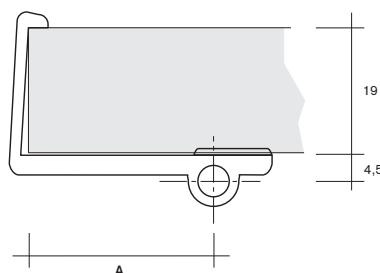
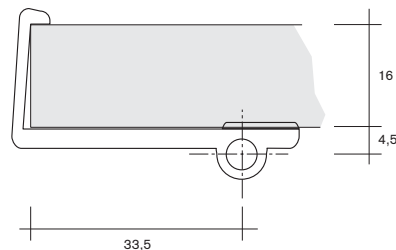
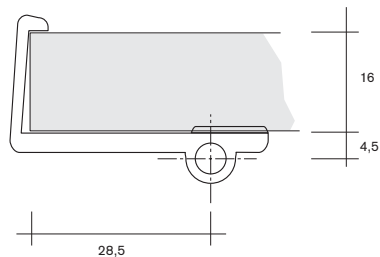
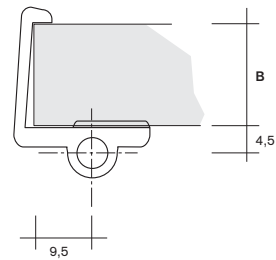
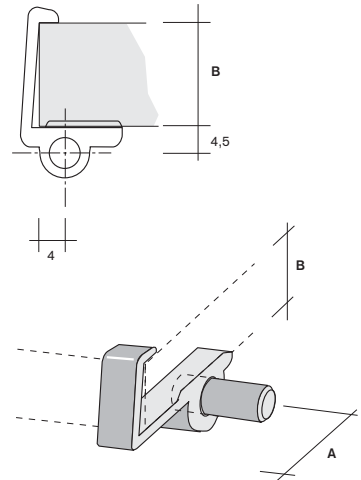
DIN 68874, Gruppe L 75/group L 75

Spezial-Einsteck-Bodenträger

special shelf studs

Art.-Nr. Verp. Einheit Ausführung Farben: Standard und Transparent
 art.-no. packing units type colours: standard and transparent

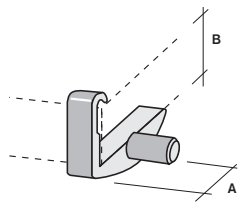
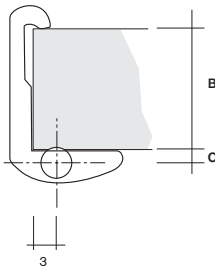
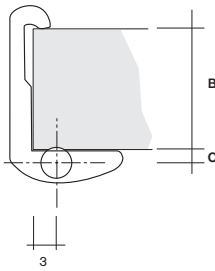
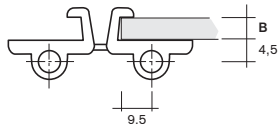
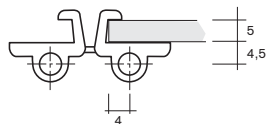
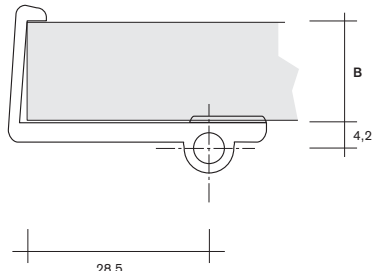
Art.-Nr. art.-no.	Verp. Einheit packing units	Ausführung type	Farben: Standard und Transparent colours: standard and transparent
mit Metallstift ø 3 mm with metal pin ø 3 mm			
		Bodenstärke B shelf thickness B	Abstand A distance A
34.2150	1.500	8 mm	4 mm rechts/right
34.2160	1.500	8 mm	4 mm links/left
34.1740	1.700	16 mm	4 mm rechts/right
34.1750	1.700	16 mm	4 mm links/left
mit Metallstift ø 5 mm with metal pin ø 5 mm			
34.1150	1.700	16 mm	4 mm rechts/right
34.1160	1.700	16 mm	4 mm links/left
mit Metallstift ø 5 mm with metal pin ø 5 mm			
34.1280	1.500	16 mm	9,5 mm rechts/right
34.1290	1.500	16 mm	9,5 mm links/left
34.2330	1.500	19 mm	9,5 mm rechts/right
34.2340	1.500	19 mm	9,5 mm links/left
34.1190	750	16 mm	28,5 mm rechts/right
34.1200	750	16 mm	28,5 mm links/left
34.1210	750	16 mm	33,5 mm rechts/right
34.1220	750	16 mm	33,5 mm links/left
34.1230	750	19 mm	28,5 mm rechts/right
34.1240	750	19 mm	28,5 mm links/left
34.2180	800	19 mm	20,5 mm rechts/right
34.2190	800	19 mm	20,5 mm links/left
mit Metallstift ø 3 mm with metal pin ø 3 mm			
34.2550	750	19 mm	28,5 mm links/left
34.2610	750	19 mm	28,5 mm rechts/right



Spezial-Einsteck-Bodenträger

special shelf studs

Art.-Nr. Verp. Einheit Ausführung Farben: Standard und Transparent
 art.-no. packing units type colours: standard and transparent

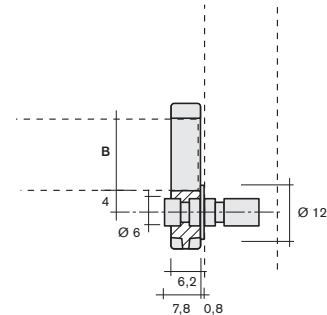
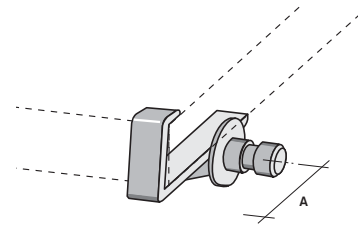
		mit Kunststoffstift ø 5 mm <i>with plastic pin ø 5 mm</i>			
		Bodenstärke B <i>shelf thickness B</i>	Abstand A <i>distance A</i>	Abstand C <i>distance C</i>	
34.1800	7.500	16 mm	3 mm rechts/right	1,9 mm	
34.1810	7.500	16 mm	3 mm links/left	1,9 mm	
34.2120	6.500	16 mm	3 mm links/left	3 mm	
34.2130	6.500	16 mm	3 mm rechts/right	3 mm	
34.2510	4.500	18 mm	3 mm rechts/right	1,9 mm	
34.2520	4.500	18 mm	3 mm links/left	1,9 mm	
34.1840	4.500	19 mm	3 mm rechts/right	1,9 mm	
34.1850	4.500	19 mm	3 mm links/left	1,9 mm	
		mit Kunststoffstift ø 6 mm <i>with plastic pin ø 6 mm</i>			
34.1940	6.500	16 mm	3 mm rechts/right	1,9 mm	
34.1950	6.500	16 mm	3 mm links/left	1,9 mm	
		Zapfen ø 5 mm rechte und linke Ausführung als Set <i>pin ø 5 mm</i> <i>right and left version as set</i>			
34.1630	3.000	5 mm	9,5 mm		
34.2490	2.500	8 mm	9,5 mm		
		Zapfen ø 5 mm rechte und linke Ausführung als Set <i>pin ø 5 mm</i> <i>right and left version as set</i>			
34.1640	3.000	5 mm	4 mm		
		mit Kunststoffstift ø 4,9 mm <i>with plastic pin ø 4.9 mm</i>			
34.1560	4.000	16 mm	28,5 mm rechts/right		
		mit Stahlstift ø 5 mm <i>with steel pin ø 5 mm</i>			
34.1980	1.000	8 mm	28,5 mm rechts/right		

Spezial-Einsteck-Bodenträger

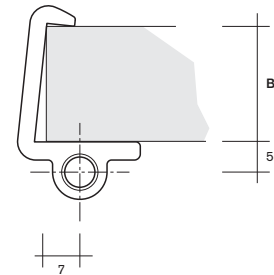
special shelf studs

Art.-Nr. Verp. Einheit Ausführung Farben: Standard
 art.-no. packing units type colours: standard

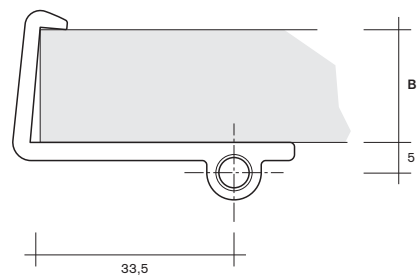
34.0950	5.000	mit Halterung, 2-teilig	
		Stift \varnothing 5 mm gerastet, links und rechts einsetzbar, Bohrung \varnothing 6 mm	
		with retainer, 2 parts	
		locked pin \varnothing 5 mm, left and right use hole \varnothing 6 mm	
		Bodenstärke B shelf thickness B	Abstand A distance A
		16 mm	24 mm



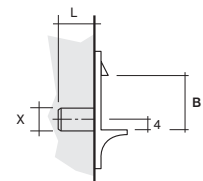
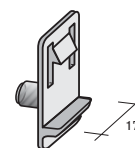
34.1440	6.500	mit Bohrung \varnothing 5 mm	
		links und rechts einsetzbar	
		with hole \varnothing 5 mm	
		left and right use	
		19 mm	7 mm



34.1480	4.300	mit Bohrung \varnothing 5 mm	
		links und rechts einsetzbar	
		with hole \varnothing 5 mm	
		left and right use	
34.1490	3.500	16 mm	33,5 mm
		19 mm	33,5 mm



34.0270	4.500	mit Rastnase		
		with stop nose		
		Bodenstärke B shelf thickness B	\varnothing Zapfen X \varnothing pin X	Zapfenlänge L pin length L
34.0450	4.500	16 mm	5 mm	7 mm
34.0260	1.500	16 mm	5 mm	10 mm
34.1180	1.500	17 mm	5 mm	7 mm
34.1180	1.500	19 mm	5 mm	7 mm
34.0290	1.500	16 mm	6 mm	7 mm



Spezial-Einsteck-Bodenträger

special shelf studs

Art.-Nr. Verp. Einheit Ausführung Farben: Standard
 art.-no. packing units type colours: standard

		für Glasböden <i>for glass shelves</i>				
		Bodenstärke B <i>shelf thickness B</i>	ø Zapfen X <i>ø pin X</i>	ø D <i>ø D</i>		
34.0820	2.000	4 mm	5 mm	13,5 mm		
34.0760	2.000	4,5 mm	5 mm	13 mm		
34.1830	4.000	4,5 mm	3 mm	13 mm		
34.2080	5.000	5 mm	5 mm	13 mm		
34.2090	5.000	6,5 mm	5 mm	15,5 mm		
34.2170	5.000	3,2 mm	3 mm	13 mm		
34.2110	3.000	3,2 mm	5 mm	13 mm		

		mit Rastnasen für Glasböden <i>with stop noses for glass shelves</i>			
34.1270	4.500	ab 5 mm	5 mm		

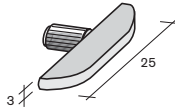
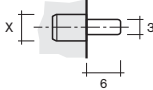

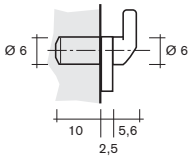
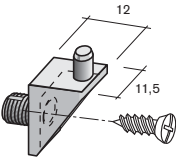
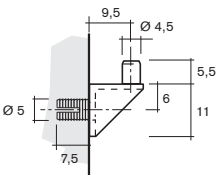

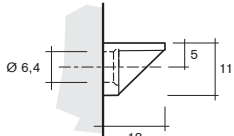
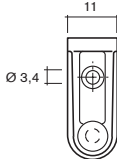
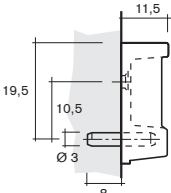
		mit Rastnase für Glasböden <i>with stop nose for glass shelves</i>			
34.1310	1.500	5 mm	5 mm		

		mit Rastnase für Glasböden <i>with stop nose for glass shelves</i>			
34.1390	1.000	5 mm	4,9 mm		

		mit Rastnase für Glasböden <i>with stop nose for glass shelves</i>			
34.2380	1.500	4 mm	3 mm		
34.2200	1.500	4 mm	4,86 mm		
34.2580	11.000	5 mm	4,86 mm		

Spezial-Einsteck-Bodenträger

special shelf studs

Art.-Nr. art.-no.	Verp. Einheit packing units	Ausführung type	Farben: Standard colours: standard		
T-Bodenträger <i>T-shelf stud</i>					
		Ø Zapfen X <i>Ø pin X</i>	Schaftlänge L <i>shaft length L</i>		
34.1080	5.000	3 mm	7,5 mm		
34.1040	5.000	4 mm	7,5 mm		
34.0070	5.000	5 mm	6 mm		
34.1070	5.000	5 mm	7,5 mm	mit Längsriefen/ <i>with longitudinal channels</i>	
Hakenbodenträger <i>shelf stud</i>					
		Ø Zapfen <i>Ø pin</i>			
34.1860	3.000	6 mm			
Winkelbodenträger mit eingedrückter Schraube <i>shelf supports</i> <i>with pressed screw</i>					
					
34.1330	2.000				
Winkelbodenträger Bohrung Ø 6,4 mm für Euro-Schraube <i>shelf supports</i> <i>hole Ø 6.4 mm for Euro-screw</i>					
					
34.1250	2.500				
Zusatzbodenträger 3 mm Stahlstift, 19 mm-Abstand <i>additional shelf stud</i> <i>3 mm steel pin, 19 mm-distance</i>					
					
34.0490	1.400				

Spezial-Einsteck-Bodenträger

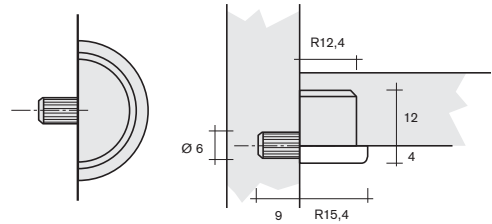
special shelf studs

Art.-Nr. Verp. Einheit Ausführung Farben: Standard
 art.-no. packing units type colours: standard

34.0850

3.000

Einlass-Bodenträger
 ab 16 mm Bodenstärke
 Zapfen \varnothing 6 mm
lay-in shelf stud
 shelf thickness from 16 mm on
 pin \varnothing 6 mm



34.1320

2.500

Einlass-Bodenträger
lay-in shelf stud

\varnothing Zapfen X Abstand A Schaftlänge L
 \varnothing pin X distance A shaft length L

34.0200

2.500

3 mm 9 mm 14 mm Stahlstift umspritzt/steel pin plastic mantled

34.0110

3.000

5 mm 8,5 mm 11,3 mm Kunststoff/plastic

99.6310

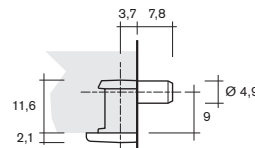
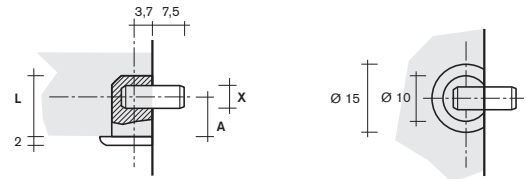
2.500

4,9 mm 9 mm 11,5 mm Zink vernickelt/zinc nickel-plated

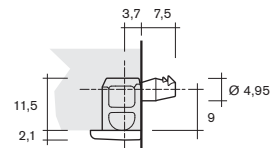
99.6730

2.500

4,95 mm 9 mm 11,5 mm Zink vernickelt/zinc nickel-plated



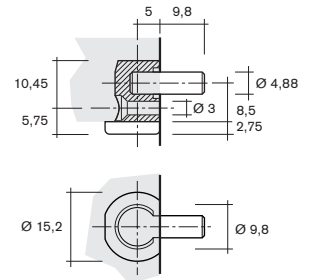
99.6310



99.6730

34.1700

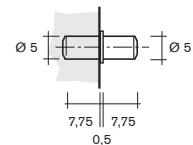
mit Ansatz und Schraubloch
 Zapfen \varnothing 4,9 mm Stahl
with attachment and screw hole
 pin \varnothing 4.9 mm steel



10.3612

10.000

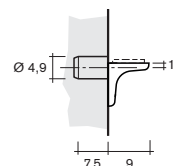
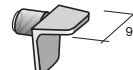
mit Bund
 Zapfen \varnothing 5 mm Stahl
with collar
 pin \varnothing 5 mm steel



99.6350

8.000

mit Auflagefläche
 Zapfen \varnothing 4,9 mm
with supporting surface
 pin \varnothing 4.9 mm



80.6350

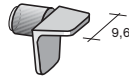
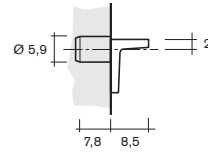
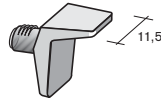
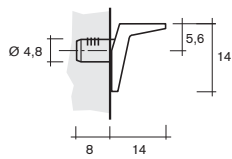
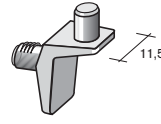
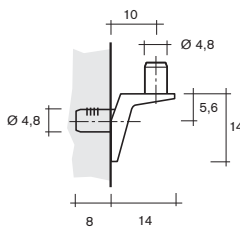
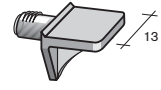
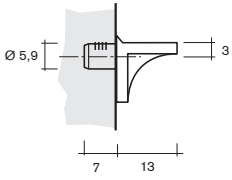
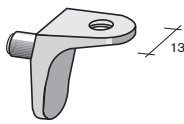
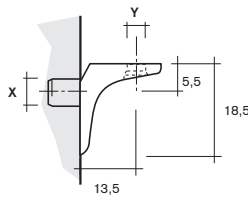
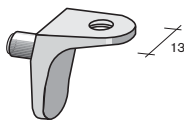
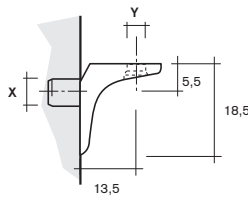
8.000

mit Anti-Rutschauflege
 Zapfen \varnothing 4,9 mm
with anti-slip surface
 pin \varnothing 4.9 mm


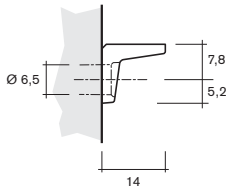
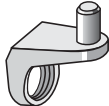
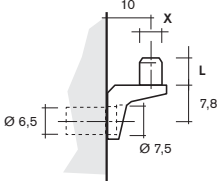

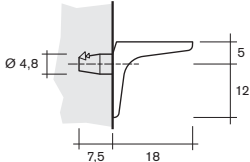

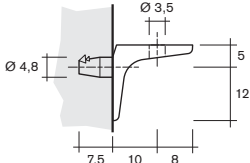

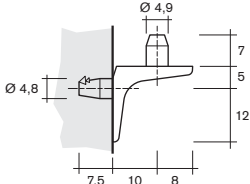


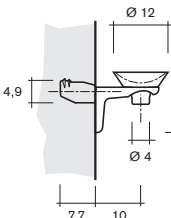

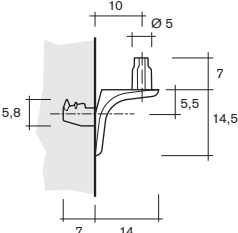
Einsteck-Bodenträger Zink vernickelt, DIN 68 874, Gruppe L 75

shelf studs zinc nickel-plated, DIN 68 874, group L 75



Art.-Nr. art.-no.	Verp. Einheit packing units	Ausfuhrung type		
99.2570	6.000	mit Auflageflache Zapfen \varnothing 5,9 mm with supporting surface pin \varnothing 5.9 mm	 	
99.2520	3.500	mit groer Auflageflache Zapfen \varnothing 4,8 mm with large supporting surface pin \varnothing 4.8 mm	 	
99.2510	3.000	mit Feststellzapfen \varnothing 4,8 mm Zapfen \varnothing 4,8 mm with fastening pin \varnothing 4.8 mm pin \varnothing 4.8 mm	 	
99.2560	3.000	mit groer Auflageflache Zapfen \varnothing 5,9 mm with large supporting surface pin \varnothing 5.9 mm	 	
99.6080	2.000	mit Feststellbohrung Y = \varnothing 3,4 mm Zapfen X = \varnothing 6 x 7,7 mm with fastening hole Y = \varnothing 3.4 mm pin X = \varnothing 6 x 7,7 mm	 	
99.6250	2.000	mit Feststellbohrung Y = \varnothing 3,2 mm Zapfen X = \varnothing 5 x 7 mm with fastening hole Y = \varnothing 3.2 mm pin X = \varnothing 5 x 7 mm	 	


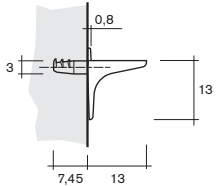

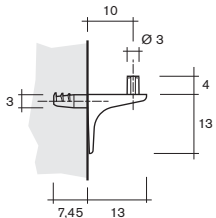

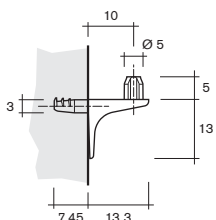

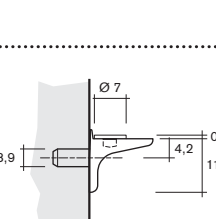

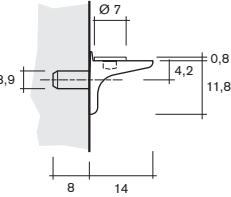

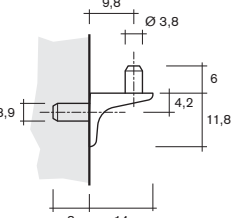

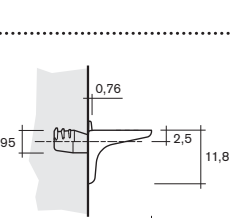

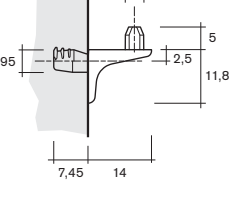

99.6080


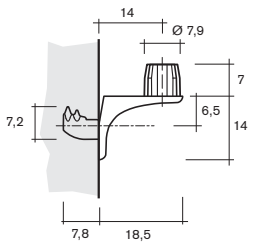

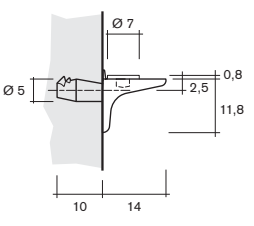

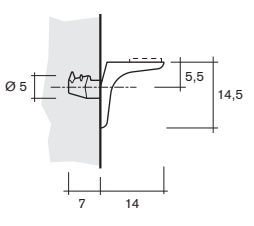

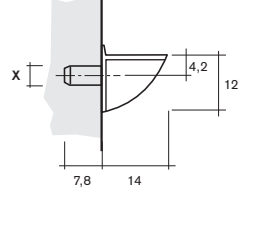

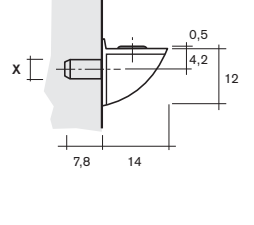
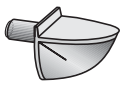
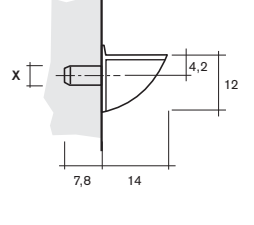
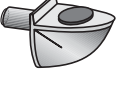
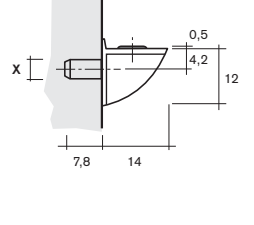
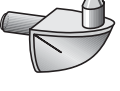
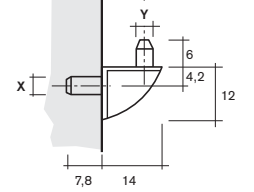


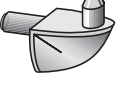
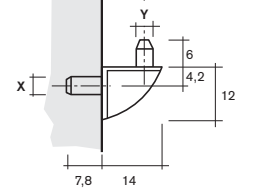


Art.-Nr. art.-no.	Verp. Einheit packing units	Ausführung type		
99.6440	5.000	mit Auflagefläche Bohrung \varnothing 6,5 mm für Euro-Schraube with supporting surface hole \varnothing 6.5 mm for Euro-screw	 	
99.2540	3.000	mit Feststellzapfen X = \varnothing 4,6 x L = 10 mm Bohrung \varnothing 6,5 mm für Euro-Schraube with fastening pin X = \varnothing 4.6 x L = 10 mm hole \varnothing 6.5 mm for Euro-screw		
99.2490	3.000	mit Feststellzapfen X = \varnothing 4,9 x L = 6 mm Bohrung \varnothing 6,5 mm für Euro-Schraube with fastening pin X = \varnothing 4.9 x L = 6 mm hole \varnothing 6.5 mm for Euro-screw		
99.6380	2.500	mit Krallen Zapfen \varnothing 4,8 mm with claws pin \varnothing 4.8 mm		
99.6430	2.500	mit Krallen und Feststellbohrung \varnothing 3,5 mm Zapfen \varnothing 4,8 mm with claws and fastening hole \varnothing 3.5 mm pin \varnothing 4.8 mm		
99.6390	2.000	mit Krallen und Feststellzapfen \varnothing 4,9 mm Zapfen \varnothing 4,8 mm with claws and fastening pin \varnothing 4.9 mm pin \varnothing 4.8 mm		
				
99.6470	7.000	mit Krallen und Feststellbohrung \varnothing 4 mm Zapfen \varnothing 4,9 mm with claws and fastening hole \varnothing 4 mm pin \varnothing 4.9 mm		
99.6472	2.000	mit Krallen und Saugnapf \varnothing 12 mm Zapfen \varnothing 4,9 mm with claws and suction cup \varnothing 12 mm pin \varnothing 4.9 mm		
99.6410	5.000	mit Krallen und Feststellzapfen \varnothing 5 mm Zapfen \varnothing 5,8 mm with claws and fastening pin \varnothing 5 mm pin \varnothing 5.8 mm		

Einsteck-Bodenträger Zink vernickelt, DIN 68 874, Gruppe L 75

shelf studs zinc nickel-plated, DIN 68 874, group L 75



Art.-Nr. art.-no.	Verp. Einheit packing units	Ausführung type		
80.6710	6.000	mit Kante und Anti-Rutschauflage Zapfen \varnothing 3 mm with securing edge and anti-slip surface pin \varnothing 3 mm		
99.6710	6.000	mit Kante ohne Anti-Rutschauflage Zapfen \varnothing 3 mm with securing edge without anti-slip surface pin \varnothing 3 mm		
99.6720	5.000	mit Feststellzapfen \varnothing 3 mm Zapfen \varnothing 3 mm with fastening pin \varnothing 3 mm pin \varnothing 3 mm		
99.6770	5.000	mit Feststellzapfen \varnothing 5 mm Zapfen \varnothing 3 mm with fastening pin \varnothing 5 mm pin \varnothing 3 mm		
80.6640	5.000	mit Kante und Anti-Rutschauflage Zapfen \varnothing 3,9 mm with securing edge and anti-slip surface pin \varnothing 3.9 mm		
99.6640	6.000	mit Kante ohne Anti-Rutschauflage Zapfen \varnothing 3,9 mm with securing edge without anti-slip surface pin \varnothing 3.9 mm		
99.6650	5.000	mit Feststellzapfen \varnothing 3,8 mm Zapfen \varnothing 3,9 mm with fastening pin \varnothing 3.8 mm pin \varnothing 3.9 mm		
80.6740	5.000	mit Kante und Anti-Rutschauflage Zapfen \varnothing 4,95 mm with securing edge and anti-slip surface pin \varnothing 4.95 mm		
99.6740	5.000	mit Kante ohne Anti-Rutschauflage Zapfen \varnothing 4,95 mm with securing edge without anti-slip surface pin \varnothing 4.95 mm		
99.6750	5.000	mit Feststellzapfen \varnothing 4,8 mm Zapfen \varnothing 4,95 mm with fastening pin \varnothing 4.8 mm pin \varnothing 4.95 mm		

Art.-Nr. art.-no.	Verp. Einheit packing units	Ausführung type		
99.2500	3.000	mit Krallen und Feststellzapfen \varnothing 7,9 mm Zapfen 5,85 mm with claws and fastening pin \varnothing 7.9 mm pin 5.85 mm		
80.6680	5.000	mit Kante, Krallen und Anti-Rutschauflage Zapfen \varnothing 5 mm with securing edge, claws and anti-slip surface pin \varnothing 5 mm		
99.6680	5.000	mit Kante, Krallen ohne Anti-Rutschauflage Zapfen \varnothing 5 mm with securing edge, claws without anti-slip surface pin \varnothing 5 mm		
80.6580	5.000	mit Krallen und Anti-Rutschauflage Zapfen \varnothing 5 mm with claws and anti-slip surface pin \varnothing 5 mm		
99.6580	5.000	mit Krallen ohne Anti-Rutschauflage Zapfen \varnothing 5 mm with claws without anti-slip surface pin \varnothing 5 mm		
99.6210	5.000	mit Sicherungskante Zapfen X = \varnothing 3,9 mm with securing edge pin X = \varnothing 3.9 mm		
99.6340	5.000	mit Sicherungskante Zapfen X = \varnothing 4,9 mm with securing edge pin X = \varnothing 4.9 mm		
80.6210	4.000	mit Kante und Anti-Rutschauflage Zapfen X = \varnothing 3,9 mm with securing edge and anti-slip surface pin X = \varnothing 3.9 mm		
80.6340	4.000	mit Kante und Anti-Rutschauflage Zapfen X = \varnothing 4,9 mm with securing edge and anti-slip surface pin X = \varnothing 4.9 mm		
99.6180	4.500	mit Feststellzapfen Y = \varnothing 3,8 mm Zapfen X = \varnothing 3,9 mm with fastening pin Y = \varnothing 3.8 mm pin X = \varnothing 3.9 mm		
99.6230	4.000	mit Feststellzapfen Y = \varnothing 4,8 mm Zapfen X = \varnothing 4,9 mm with fastening pin Y = \varnothing 4.8 mm pin X = \varnothing 4.9 mm		

Einsteck-Bodenträger Zink vernickelt, DIN 68 874, Gruppe L 75

shelf studs zinc nickel-plated, DIN 68 874, group L 75

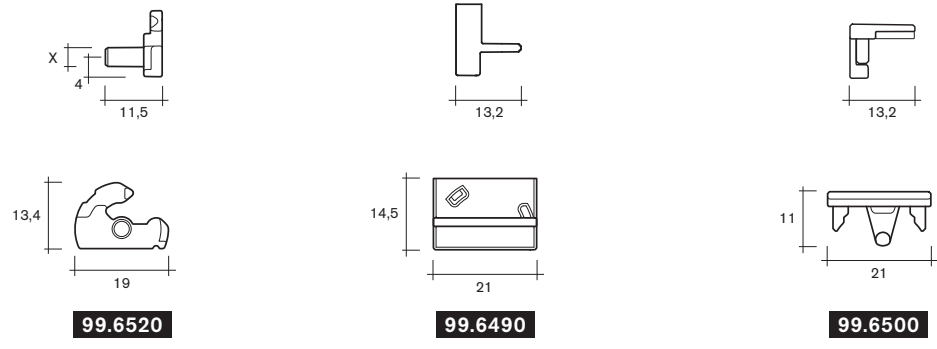
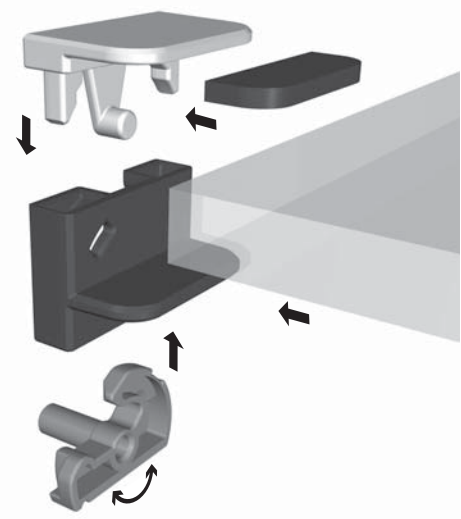


Art.-Nr. art.-no.	Verp. Einheit packing units	Ausführung type		
99.6270	5.000	mit Kante Zapfen \varnothing 4,9 mm with securing edge pin \varnothing 4.9 mm		
80.6270	5.000	mit Kante und Anti-Rutschauflage Zapfen \varnothing 4,9 mm with securing edge and anti-slip surface pin \varnothing 4.9 mm		
99.6260	5.000	mit Feststellzapfen \varnothing 4,8 mm Zapfen \varnothing 4,9 mm with fastening pin \varnothing 4.8 mm pin \varnothing 4.9 mm		
99.6290	5.000	nur Auflagefläche Zapfen \varnothing 4,9 mm only supporting surface pin \varnothing 4.9 mm		
80.6300	1.000	mit Anti-Rutschauflage Zapfen \varnothing 4,9 mm with anti-slip surface pin \varnothing 4.9 mm		
99.6280	5.000	mit Feststellzapfen \varnothing 4,2 mm Zapfen \varnothing 4,9 mm with fastening pin \varnothing 4.2 mm pin \varnothing 4.9 mm		

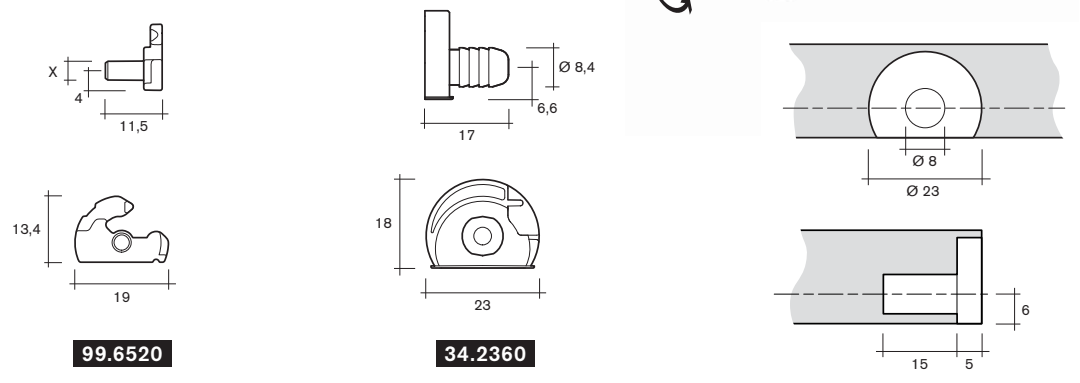
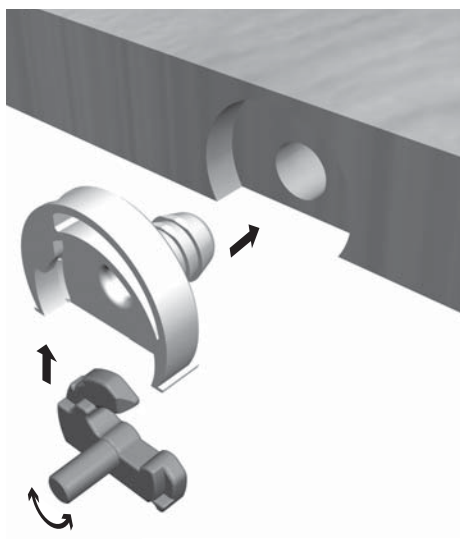
Spezial-Bodenträger

special shelf studs

Art.-Nr. art.-no.	Verp. Einheit packing units	Ausführung type
99.6492	4.000	Bodenträger-Set für Glasböden 8 mm Zapfen \varnothing 4 mm shelf studs set for glass shelves 8 mm pin \varnothing 4 mm
99.6512	4.000	Bodenträger-Set für Glasböden 8 mm Zapfen \varnothing 5 mm shelf studs set for glass shelves 8 mm pin \varnothing 5 mm
99.6490	4.000	Glasbodenträger Unterteil glass shelf stud bottom part
99.6500	4.000	Glasbodenträger Oberteil mit Klebestück glass shelf stud upper part with adhesive tape
99.6520	4.000	Bodenträger universal, Zapfen X = \varnothing 4 mm shelf stud universal, pin X = \varnothing 4 mm
99.6510	4.000	Bodenträger universal, Zapfen X = \varnothing 5 mm shelf stud universal, pin X = \varnothing 5 mm



34.2360	4.000	Bodenträger-Set für Holzböden 19 mm shelf studs set for wood shelves 19 mm
99.6520	4.000	Bodenträger universal, Zapfen X = \varnothing 4 mm shelf stud universal, pin X = \varnothing 4 mm
99.6510	4.000	Bodenträger universal, Zapfen X = \varnothing 5 mm shelf stud universal, pin X = \varnothing 5 mm



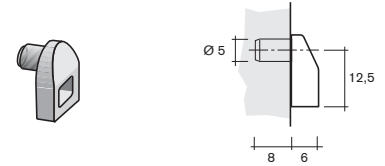
Bodenfeststeller zum Einklemmen des Bodens beim Transport

shelf fasteners for fixing shelves during transport

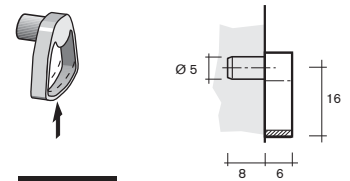


Art.-Nr. Verp. Einheit Ausführung Farben: Standard
 art.-no. packing units type colours: standard

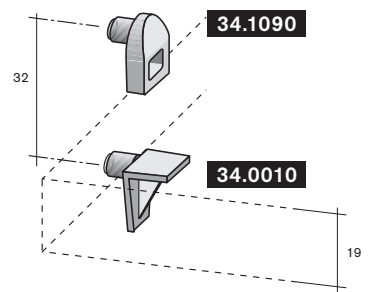
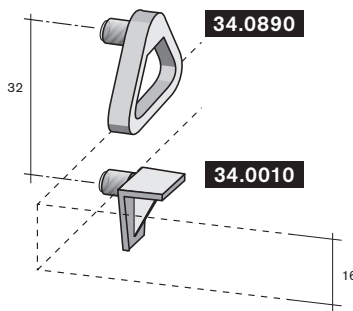
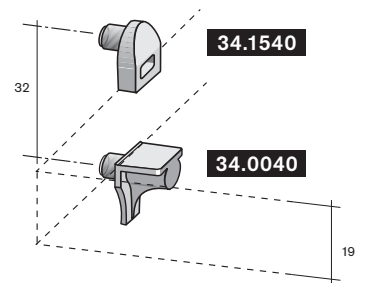
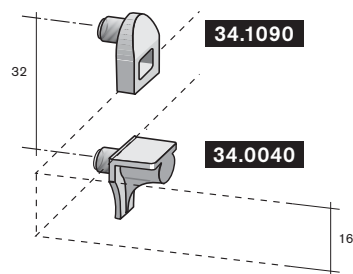
Art.-Nr. art.-no.	Verp. Einheit packing units	Ausführung type	Farben: Standard colours: standard	Klemm-Maß mechanism of clamping
34.1110	2.000	Zapfen ø 3 mm pin ø 3 mm		12 mm
34.1140	3.000	Zapfen ø 3 mm pin ø 3 mm		17 mm
34.1540	1.000	Zapfen ø 5 mm pin ø 5 mm		9 mm
34.2060	1.000	Zapfen ø 5 mm pin ø 5 mm		11 mm
34.1090	1.000	Zapfen ø 5 mm pin ø 5 mm		12 mm
34.0830	3.000	Zapfen ø 5 mm pin ø 5 mm		13 mm
34.1470	1.000	Zapfen ø 5 mm pin ø 5 mm		14,5 mm
34.0890	3.000	Zapfen ø 5 mm pin ø 5 mm		17 mm
34.1820	10.000	Zapfen ø 5 mm pin ø 5 mm		15,5 mm



34.1090



34.1820



Bodenfeststeller zum Einklemmen des Bodens beim Transport

shelf fasteners for fixing shelves during transport



Art.-Nr. Verp. Einheit Ausführung Farben: weiß, beige
 art.-no. packing units type colours: white, beige

34.1760

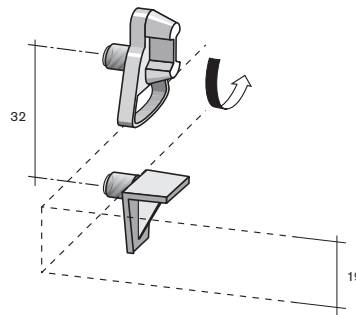
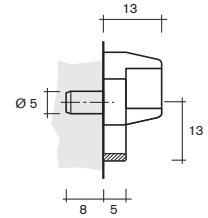
5.000

**feststellbar durch
60°-Drehung**
fixable by 60° rotation
 Zapfen \varnothing 5 mm
 pin \varnothing 5 mm

Klemm-Maß
mechanism of clamping

12 mm

34.1760



34.0970

3.000

für weite Bohrraster
**for wide spacing
boring system**

Zapfen $X = \varnothing$ 5 mm
 pin $X = \varnothing$ 5 mm

44,5 mm

34.1890

2.400

Zapfen $X = \varnothing$ 5 mm, verstärkt
 pin $X = \varnothing$ 5 mm, strengthened

45 mm

34.0740

7.500

Zapfen $X = \varnothing$ 6 mm
 pin $X = \varnothing$ 6 mm

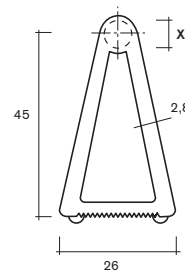
45 mm

34.2660

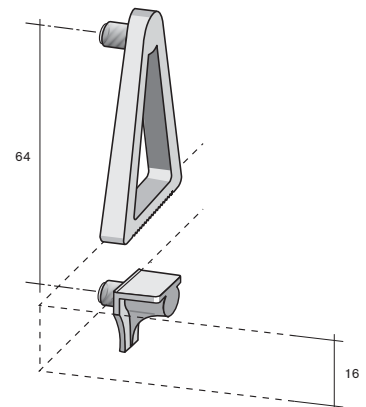
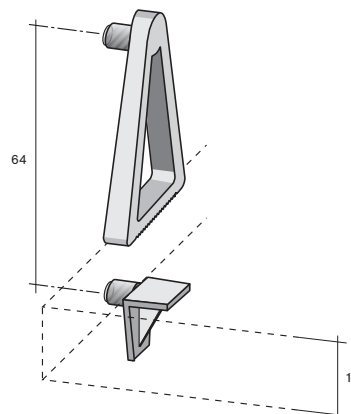
2.400

Stahlzapfen $X = \varnothing$ 3 mm, verstärkt
 steel $X = \text{pin } \varnothing$ 3 mm, strengthened

47 mm



34.0740



Bodenfeststeller zum Einklemmen des Bodens beim Transport

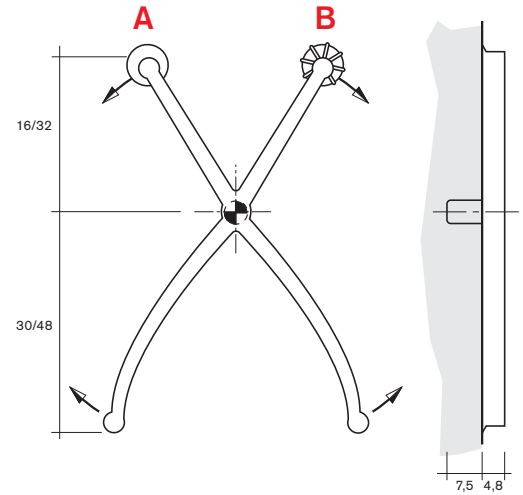
shelf fasteners for fixing shelves during transport



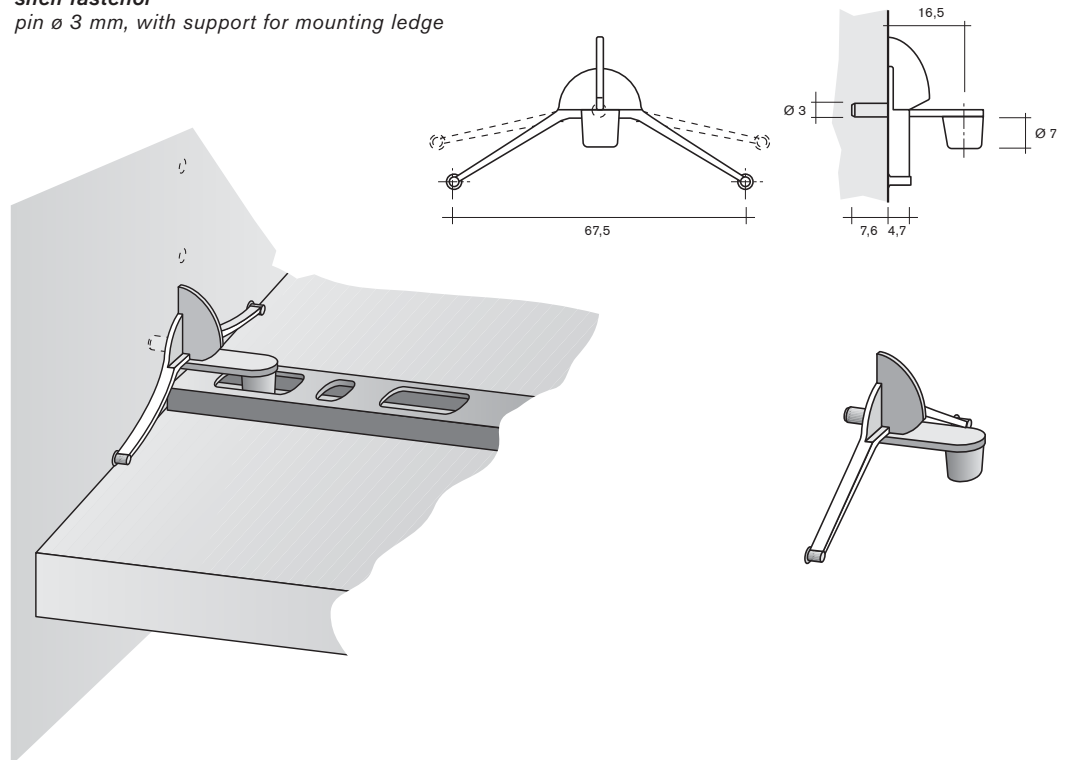
Art.-Nr. Verp. Einheit Ausführung Farben: weiß, beige
 art.-no. packing units type colours: white, beige

Variabler Bodenfeststeller variable shelf fastener

Art.-Nr. art.-no.	Verp. Einheit packing units	Ausführung type	Farben: weiß, beige colours: white, beige	Ausführung model
34.0690	5.000	Zapfen \varnothing 3 mm pin \varnothing 3 mm	16/30 mm	B
34.0680	5.000	Zapfen \varnothing 5 mm pin \varnothing 5 mm	16/30 mm	B
34.1870	5.000	Zapfen \varnothing 5 mm pin \varnothing 5 mm	16/30 mm	A
34.1710	2.800	Zapfen \varnothing 4,85 – 4,88 mm pin \varnothing 4.85 – 4.88 mm	32/48 mm	A
34.1680	2.800	Zapfen \varnothing 3 mm pin \varnothing 3 mm	32/48 mm	A
34.1030	2.800	Zapfen \varnothing 5 mm pin \varnothing 5 mm	32/48 mm	A



34.1880 5.000 **Bodenfeststeller**
 Zapfen \varnothing 3 mm, mit Halterung für Montageleiste
shelf fastenor
 pin \varnothing 3 mm, with support for mounting ledge



Bodenfeststeller zum Einklemmen des Bodens beim Transport

shelf fasteners for fixing shelves during transport

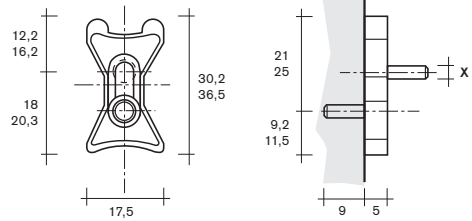
 **Henke Beschlage**

Art.-Nr. Verp. Einheit Ausfuhrung Farben: wei, beige
 art.-no. packing units type colours: white, beige

34.1590

1.000

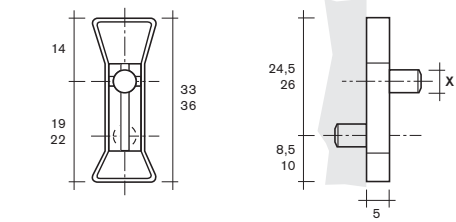
Klemm-Ma 9,2/21/18/12,2 mm
 2 Zapfen $X = \varnothing 2,95$ mm
mechanism of clamping 9.2/21/18/12.2 mm
 2 pins $X = \varnothing 2,95$ mm



34.2010

1.000

Klemm-Ma 11,5/25/20,3/16,2 mm
 2 Zapfen $X = \varnothing 2,8$ mm
mechanism of clamping 11.5/25/20.3/16.2 mm
 2 pins $X = \varnothing 2,8$ mm



34.1300

1.000

Klemm-Ma 8,5/14/19/24,5 mm
 2 Zapfen $X = \varnothing 4,9 \times 7,1$ mm
mechanism of clamping 8.5/14/19/24.5 mm
 2 pins $X = \varnothing 4,9 \times 7,1$ mm

34.0730

1.000

Klemm-Ma 10/14/22/26 mm
 2 Zapfen $X = \varnothing 4,8 \times 7,6$ mm
mechanism of clamping 10/14/22/26 mm
 2 pins $X = \varnothing 4,8 \times 7,6$ mm

34.2350

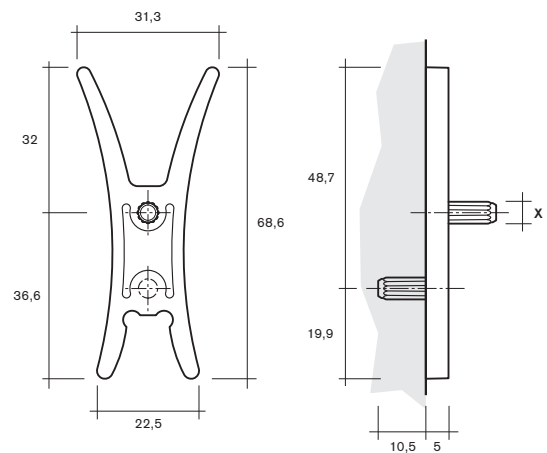
1.000

Klemm-Ma 19,9/32/36,6/48,7 mm
 2 Zapfen $X = \varnothing 4,82$ mm
mechanism of clamping 19.9/32/36.6/48.7 mm
 2 pins $X = \varnothing 4,82$ mm

34.2600

1.000

Klemm-Ma 19,9/32/36,6/48,7 mm
 2 Zapfen $X = \varnothing 3,82$ mm
mechanism of clamping 19.9/32/36.6/48.7 mm
 2 pins $X = \varnothing 3,82$ mm



34.2590

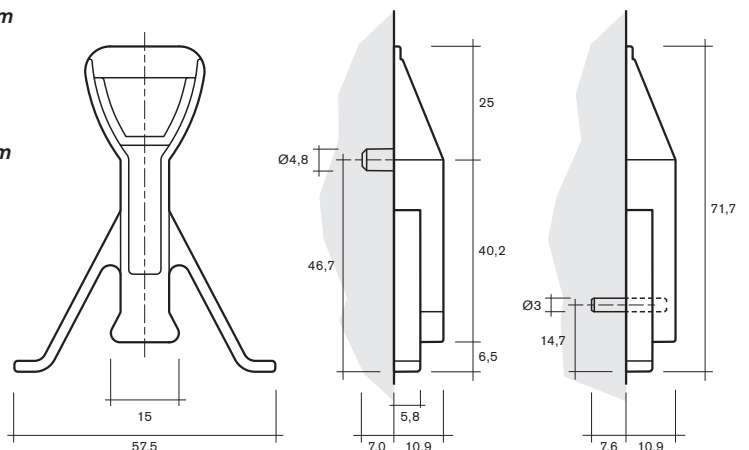
750

Klemm-Ma 46,7 mm
 1 Zapfen $\varnothing 4,8$ mm
mechanism of clamping 46.7 mm
 1 pin $\varnothing 4,8$ mm

34.2680

750

Klemm-Ma 14,7 mm
 1 Stahlstift $\varnothing 3$ mm
mechanism of clamping 14.7 mm
 1 steel pin $\varnothing 3$ mm



34.2590

34.2680

Bodenfeststeller zum Einklemmen des Bodens beim Transport

shelf fasteners for fixing shelves during transport



Art.-Nr. Verp. Einheit Ausfuhrung Farben: wei, beige
 art.-no. packing units type colours: white, beige

34.2630

1.400

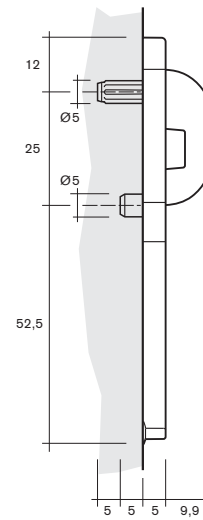
Klemmung fur unterschiedliche Plattenstarken
 min. 9,5 / max. 28,5 mm
 Klemmkraft maabhangig
clamping for different panel thicknesses
 min. 9.5 / max. 28.5 mm
 clamping force depending on size

Zapfenabstand 25 mm
 pin distance 25 mm

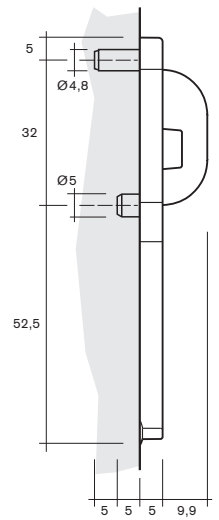
34.2650

1.400


Zapfenabstand 32 mm
 pin distance 32 mm



34.2630



34.2650


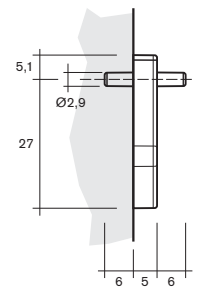
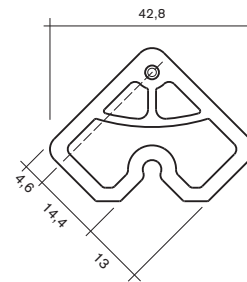


34.2730

NEU

2.500

Klemm-Ma 14,4/27 mm
 Zapfen \varnothing 2,9 mm
mechanism of clamping 14.4/27 mm
 pin \varnothing 2.9 mm


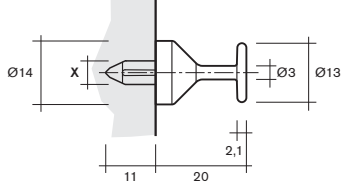


Bodenfeststeller zum Einklemmen des Bodens beim Transport


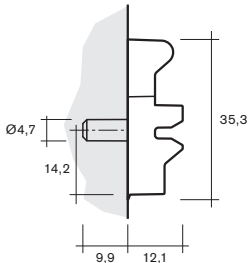
shelf fasteners for fixing shelves during transport


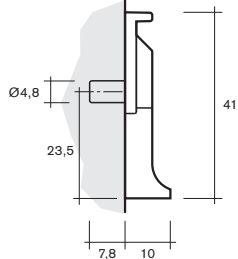
 **Henke Beschlage**

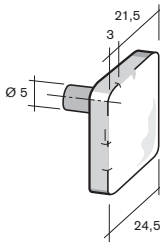
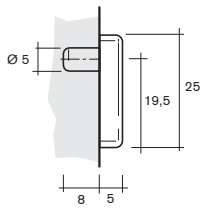
Art.-Nr. Verp. Einheit Ausfuhrung Farben: wei, beige
 art.-no. packing units type colours: white, beige

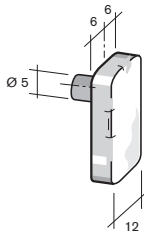
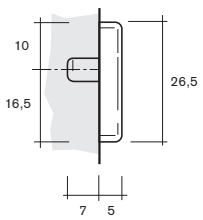
Art.-Nr. art.-no.	Verp. Einheit packing units	Ausfuhrung type	Farben: wei, beige colours: white, beige
Klemm-Ma 6,5 mm mechanism of clamping 6.5 mm			
34.2670	6.500	Zapfen $X = \varnothing 2,9$ mm pin $X = \varnothing 2.9$ mm	 
34.2210	6.500	Zapfen $X = \varnothing 3,2$ mm pin $X = \varnothing 3.2$ mm	
34.2640	6.500	Zapfen $X = \varnothing 4,05$ mm pin $X = \varnothing 4.05$ mm	
34.2100	6.500	Zapfen $X = \varnothing 4,2$ mm pin $X = \varnothing 4.2$ mm	
34.2370	6.500	Zapfen $X = \varnothing 5,2$ mm pin $X = \varnothing 5.2$ mm	

34.2370

34.2560	2.500	Klemm-Ma 14,2 mm Zapfen $\varnothing 4,7$ mm mechanism of clamping 14.2 mm pin $\varnothing 4.7$ mm	 
---------	-------	---	--

34.2480	3.000	Klemm-Ma 23,5 mm Zapfen $\varnothing 4,8$ mm mechanism of clamping 23.5 mm pin $\varnothing 4.8$ mm	 
---------	-------	---	--

34.1580	1.000	Klemm-Ma 3/5,5/19,5/21,5 mm Zapfen $\varnothing 5$ mm mechanism of clamping 3/5.5/19.5/21.5 mm pin $\varnothing 5$ mm	 
---------	-------	---	--

34.0550	1.000	Klemm-Ma 6/10/16,5 mm Zapfen $\varnothing 5$ mm mechanism of clamping 6/10/16.5 mm pin $\varnothing 5$ mm	 
---------	-------	---	--

Bodenfeststeller zum Einklemmen des Bodens beim Transport

shelf fasteners for fixing shelves during transport

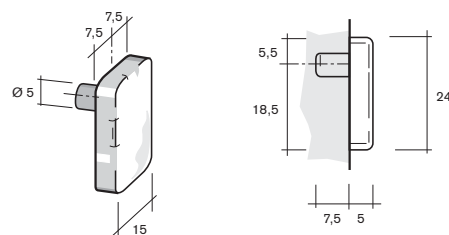


Art.-Nr. Verp. Einheit Ausführung Farben: weiß, beige
 art.-no. packing units type colours: white, beige

34.0650

1.000

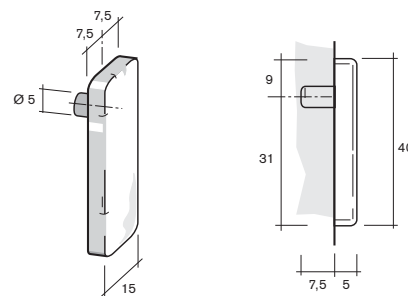
Klemm-Maß 5,5/7,5/18,5 mm
 Zapfen \varnothing 5 mm
mechanism of clamping 5.5/7.5/18.5 mm
 pin \varnothing 5 mm



34.0600

1.000

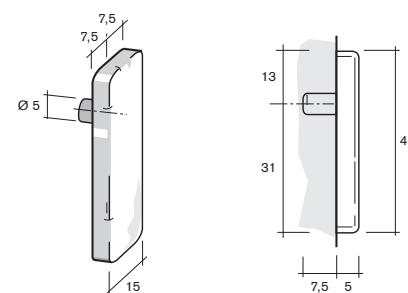
Klemm-Maß 7,5/9/31 mm
 Zapfen \varnothing 5 mm
mechanism of clamping 7.5/9/31 mm
 pin \varnothing 5 mm



34.0580

1.000

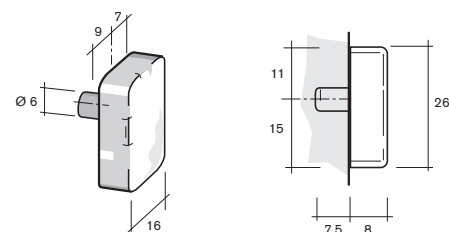
Klemm-Maß 7,5/13/31 mm
 Zapfen \varnothing 5 mm
mechanism of clamping 7.5/13/31 mm
 pin \varnothing 5 mm



34.0590

1.000

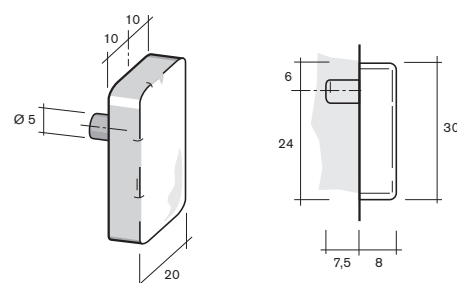
Klemm-Maß 7/9/11/15 mm
 Zapfen \varnothing 6 mm
mechanism of clamping 7/9/11/15 mm
 pin \varnothing 6 mm



34.0610

1.000

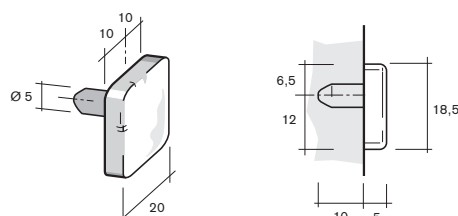
Klemm-Maß 6/10/24 mm
 Zapfen \varnothing 5 mm
mechanism of clamping 6/10/24 mm
 pin \varnothing 5 mm



34.0640

1.000

Klemm-Maß 6,5/10/12 mm
 Zapfen \varnothing 5 mm
mechanism of clamping 6.5/10/12 mm
 pin \varnothing 5 mm



Bodenfeststeller zum Einklemmen des Bodens beim Transport

shelf fasteners for fixing shelves during transport

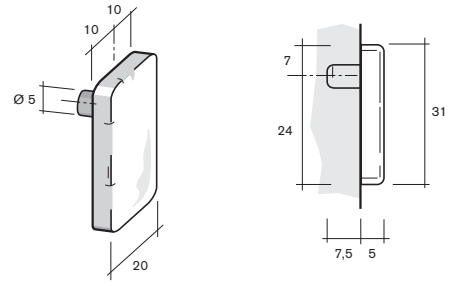


Art.-Nr. Verp. Einheit Ausführung Farben: Standard
 art.-no. packing units type colours: standard

34.0500

1.000

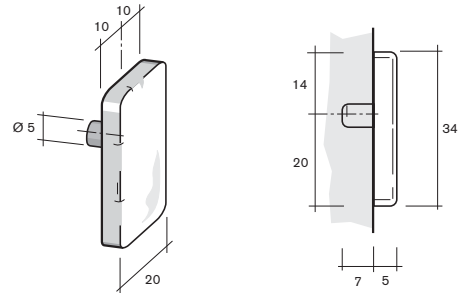
Klemm-Maß 7/10/24 mm
 Zapfen ø 5 mm
mechanism of clamping 7/10/24 mm
 pin ø 5 mm



34.0630

1.000

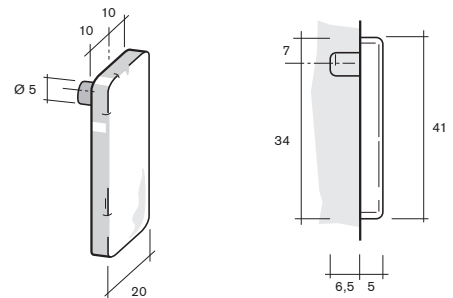
Klemm-Maß 10/14/20 mm
 Zapfen ø 5 mm
mechanism of clamping 10/14/20 mm
 pin ø 5 mm



34.0570

1.000

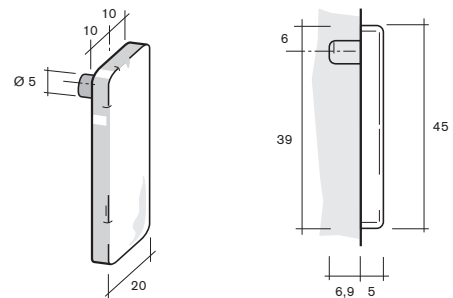
Klemm-Maß 7/10/34 mm
 Zapfen ø 5 mm
mechanism of clamping 7/10/34 mm
 pin ø 5 mm



34.0520

2.300

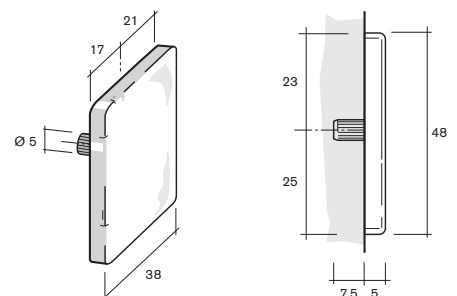
Klemm-Maß 6/10/39 mm
 Zapfen ø 5 mm
mechanism of clamping 6/10/39 mm
 pin ø 5 mm



34.0510

1.000

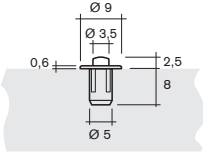
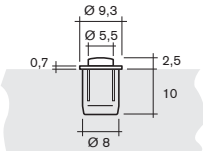
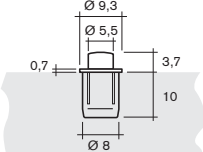
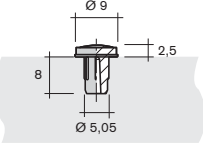
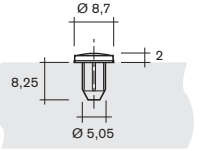
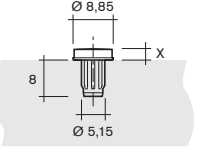
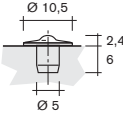
Klemm-Maß 17/21/23/25 mm
 Zapfen ø 5 mm
mechanism of clamping 17/21/23/25 mm
 pin ø 5 mm



Türanschlagdämpfer türseitig

door-buffers door-sided

Art.-Nr. art.-no. Verp. Einheit packing units Ausführung type Farben: weiß, natur colours: white, natural

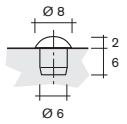
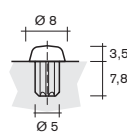
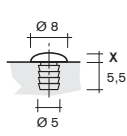
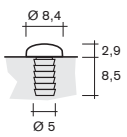
Art.-Nr. <small>art.-no.</small>	Verp. Einheit <small>packing units</small>	Ausführung <small>type</small>	Farben: weiß, natur <small>colours: white, natural</small>	Ø Schaft <small>Ø shaft</small>	Ø Kopf/Bund <small>Ø head/collar</small>	
59.1340	5.000	2-teilig <i>2 parts</i>		5 mm	9,0 mm	
59.1300	6.000	2-teilig <i>2 parts</i>		8 mm	9,3 mm	
59.1310	5.000	2-teilig <i>2 parts</i>		8 mm	9,3 mm	
59.1350	11.000	2 Komponentenausführungen Schaft hart/Dämpfung weich 2 component models <i>hard shaft/soft buffers</i>		5,05 mm	9 mm	
59.1440	30.000	2 Komponentenausführungen Schaft hart/Dämpfung weich 2 component models <i>hard shaft/soft buffers</i>		5,05 mm	8,7 mm	
59.1460	10.000	2 Komponentenausführungen Schaft hart/Dämpfung weich 2 component models <i>hard shaft/soft buffers</i> Wölbung X = 2,5 mm <i>bump X = 2.5 mm</i>		5,15 mm	8,85 mm	
59.1490	5.000	Wölbung X = 2,8 mm <i>bump X = 2.8 mm</i>				
59.0250	5.000	aus elastischem Material Wölbung 2,4 mm of elastic material <i>bump 2.4 mm</i>		5 mm	10,5 mm	

Türanschlagdämpfer türseitig

door-buffers door-sided

 **Henke Beschläge**

Art.-Nr. Verp. Einheit Ausführung Farben: weiß, natur
 art.-no. packing units type colours: white, natural

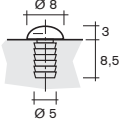
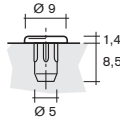
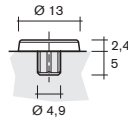
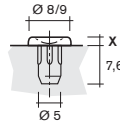
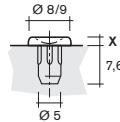
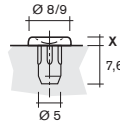
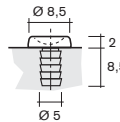
Art.-Nr. art.-no.	Verp. Einheit packing units	Ausführung type	Farben: weiß, natur colours: white, natural	Ø Schaft Ø shaft	Ø Kopf Ø head	
59.0040	5.000	gewölbter Kopf <i>half-rounded-head</i> Wölbung 2,0 mm <i>bump 2.0 mm</i>		6 mm	8 mm	
59.0430	5.000	gewölbter Kopf mit Riffeldübel <i>half-rounded-head with ripple dowel</i> Wölbung 3,5 mm <i>bump 3.5 mm</i>		5 mm	8 mm	
59.0460 59.0510 59.0590 59.1510	5.000	gewölbter Kopf mit Harpunendübel <i>half-rounded-head with fire-tree dowel</i> Wölbung X = 1,5 mm <i>bump X = 1.5 mm</i>		5 mm	8 mm	
		Wölbung X = 2 mm <i>bump X = 2 mm</i>		5 mm	8 mm	
		Wölbung X = 2,5 mm <i>bump X = 2.5 mm</i>		5 mm	8 mm	
		Wölbung X = 4,8 mm <i>bump X = 4.8 mm</i>		5 mm	8 mm	
59.1210	5.000	gewölbter Kopf mit Harpunendübel <i>half-rounded-head with fire-tree dowel</i> Wölbung 2,9 mm <i>bump 2.9 mm</i>		5 mm	8,4 mm	

NEU

Türanschlagdämpfer türseitig

door-buffers door-sided

Art.-Nr. Verp. Einheit Ausführung Farben: weiß, natur
 art.-no. packing units type colours: white, natural

Art.-Nr.	Verp. Einheit	Ausführung	Farben: weiß, natur	ø Schaft	ø Kopf	
art.-no.	packing units	type	colours: white, natural	ø shaft	ø head	
59.1170	5.000	gewölbter Kopf mit Harpunendübel weich, Wölbung 3 mm Schaftlänge 8,5 mm half-rounded-head with fire-tree dowel soft, bump 3 mm shaft length 8.5 mm				
			5 mm	8 mm		
59.1060	5.000	Flachkopf, hart Kopfhöhe 1,4 mm Schaftlänge 8,5 mm flat head, hard head height 1.4 mm shaft length 8.5 mm				
			5 mm	9 mm		
59.1390	5.000	Flachkopf mit Riffeldübel Kopfhöhe 2,4 mm Schaftlänge 5 mm flat head with ripple dowel head height 2.4 mm shaft length 5 mm				
			4,9 mm	13 mm		
59.1110	5.000	Flachkopf mit Innenwölbung flat head with inside bump Kopfhöhe X = 1,9 mm Schaftlänge 7,6 mm head height X = 1.9 mm shaft length 7.6 mm				
			5 mm	9 mm		
59.0420	5.000	Kopfhöhe X = 2,1 mm Schaftlänge 7,6 mm head height X = 2.1 mm shaft length 7.6 mm				
		5 mm	8 mm			
59.0450	5.000	Kopfhöhe X = 1 mm Schaftlänge 7,6 mm head height X = 1 mm shaft length 7.6 mm				
		5 mm	8 mm			
59.1190	5.000	Kopfhöhe 2,0 mm Harpunendübel 8,5 mm head height 2.0 mm fire-tree dowel 8.5 mm				
		5 mm	8,5 mm			

59.1190

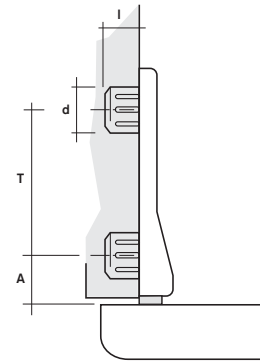
Türanschlagdämpfer korpuseitig

door-buffers side part

Art.-Nr. Verp. Einheit Ausführung Farben: Standard
art.-no. *packing units* *type* *colours: standard*

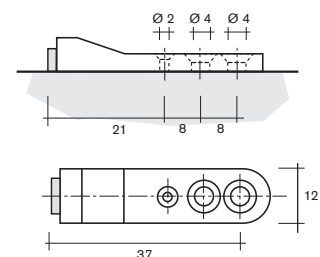
für 2 horizontale Sonderbohrungen
for 2 horizontal drilling groups

		Dübel \varnothing d/länge l <i>dowel \varnothing d/length l</i>	Türanschlag A <i>door stop A</i>	Teilung T <i>spacing T</i>	
59.1000	3.000	10/6,5 mm	19 mm	32 mm	
59.0010	2.800	10/6,5 mm	20 mm	32 mm	
59.1140	5.500	10/6,5 mm	21 mm	32 mm	
59.0020	2.500	10/7,5 mm	21,5 mm	32 mm	
59.0030	2.500	10/7,5 mm	22,5 mm	32 mm	
59.0140	3.000	5/7 mm	16 mm	32 mm	
59.1020	5.500	5/7 mm	13,5 mm	16 mm	
59.1150	5.500	5/7 mm	14,5 mm	16 mm	
59.0400	4.000	10/7,5 mm	15 mm	16 mm	
59.0960	4.500	5/7,5 mm	39 mm	16 mm	1 Bohrung, d 3,6 mm/1 hole, d 3.6 mm
59.1180	4.500	5/7,5 mm	39 mm	16 mm	1 Bohrung, d 2,6 mm/1 hole, d 2.6 mm
59.0900	4.500	5/7,5 mm	40 mm	16 mm	1 Bohrung, d 3,6 mm/1 hole, d 3.6 mm



59.1160	1.500	–	37 mm	–
----------------	--------------	---	-------	---

3 Schraublöcher, horizontal
3 screw holes, horizontal



Türanschlagdämpfer selbstklebend

door-buffers self-adhesive



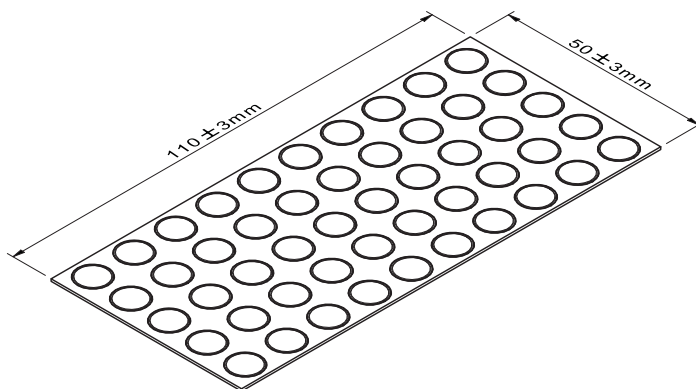
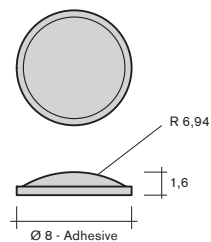
Art.-Nr. Verp. Einheit Ausführung Farben: Standard
art.-no. packing units type colours: standard

59.1200

5.000

Türanschlagdämpfer $\varnothing 8 \times 1,6 \text{ mm}$

vorgestanzt und mit Klebefolie
zu 50 Stck. in einer Platte
door-buffers $\varnothing 8 \times 1,6 \text{ mm}$
pre-punched, self-adhesive
50 pieces per plate

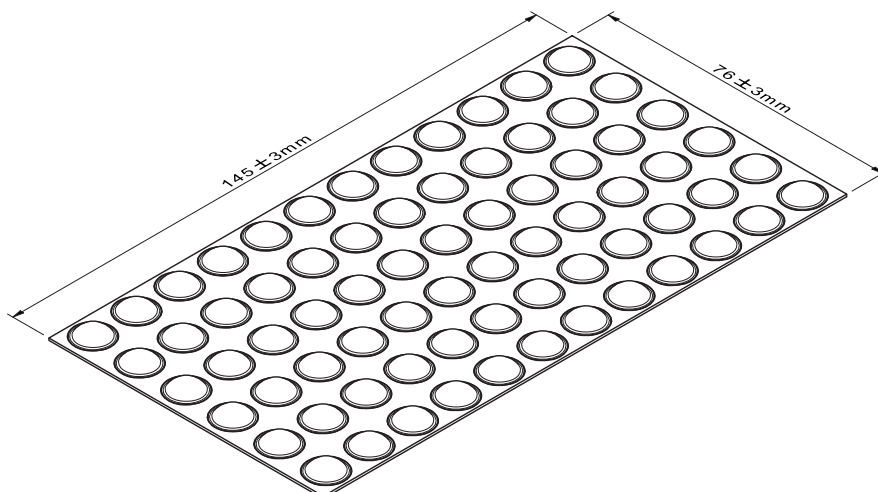
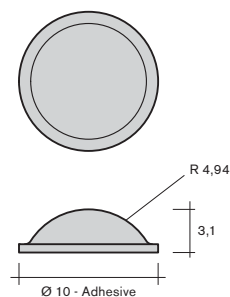


59.1260

4.320

Türanschlagdämpfer $\varnothing 10 \times 3,1 \text{ mm}$

vorgestanzt und mit Klebefolie
zu 72 Stck. in einer Platte
door-buffers $\varnothing 10 \times 3,1 \text{ mm}$
pre-punched, self-adhesive
72 pieces per plate



Türanschlagdämpfer

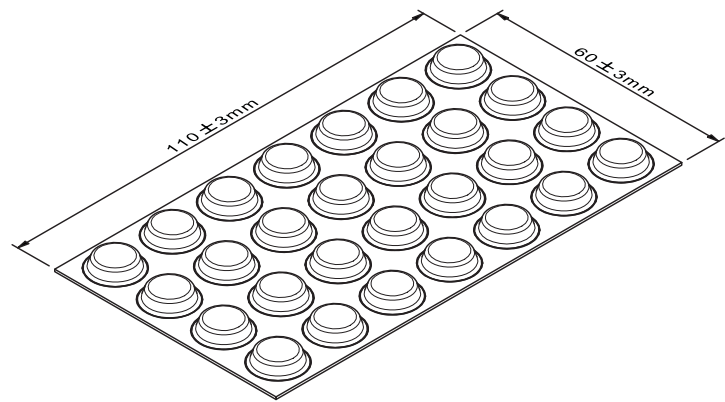
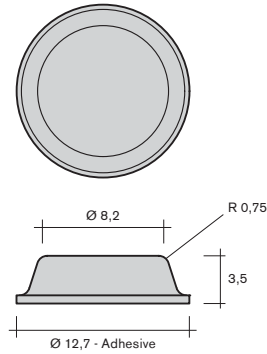
door-buffers

Art.-Nr. Verp. Einheit Ausführung Farben: Standard
 art.-no. packing units type colours: standard

59.1250

1.540

Türanschlagdämpfer \varnothing 12,7 x 3,5 mm
 vorgestanzt und mit Klebefolie
 zu 28 Stck. in einer Platte
door-buffers \varnothing 12,7 x 3,5 mm
 pre-punched, self-adhesive
 28 pieces per plate



Türanschlag A

door stop A

passend für vertikale Bohrgruppen
for vertical drilling groups

59.0110

2.300

Zapfen X = \varnothing 5 mm, Teilung 32 mm vertikal
 pins X = \varnothing 5/32 mm vertical

29 mm

59.1360

2.500

Zapfen X = \varnothing 5 mm, Teilung 32 mm vertikal
 ohne Bohrung
 pins X = \varnothing 5/32 mm vertical
 without hole

29 mm

59.1050

2.000

Zapfen X = \varnothing 10 mm, Teilung 32 mm vertikal
 für Sicherungsschraube
 pins X = \varnothing 10/32 mm vertical
 for securing screws

29 mm

59.1010

2.000

Zapfen X = \varnothing 5 mm, Teilung 32 mm vertikal
 pins X = \varnothing 5/32 mm vertical

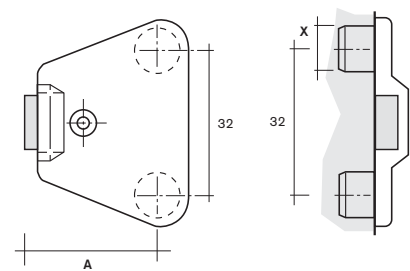
30 mm

59.0210

1.500

Zapfen X = \varnothing 5 mm, Teilung 32 mm vertikal
 pins X = \varnothing 5/32 mm vertical

30,5 mm



Türanschlagdämpfer korpusseitig

door-buffers side part

Art.-Nr. Verp. Einheit Ausführung Farben: Standard
 art.-no. packing units type colours: standard

Art.-Nr. art.-no.	Verp. Einheit packing units	Ausführung type	Farben: Standard colours: standard
59.1130	2.000	2 Harpunendübel, vertikal ø 10/32 mm 2 fire-tree dowel, vertical ø 10/32 mm	
59.1220	2.000	2 Harpunendübel, vertikal ø 10/32 mm 2 fire-tree dowel, vertical ø 10/32 mm	
Türanschlag A door stop A			
59.1130			
59.1370	2.000	2 Dübel, vertikal ø 5/32 mm für Sicherungsschraube 2 dowel, vertical ø 5/32 mm for securing screws	
59.0200	2.000	2 Harpunendübel, vertikal ø 5,6/32 mm 2 fire-tree dowel, vertical ø 5.6/32 mm	
59.0190	2.000	2 Harpunendübel, vertikal ø 5,6/32 mm 2 fire-tree dowel, vertical ø 5.6/32 mm	
59.0190			
59.1420	1.500	Zapfen ø 3 x 2,8 mm vertikal pin ø 3 x 2,8 mm vertical	
59.0100	1.500	Zapfen ø 8/16 mm vertikal pin ø 8/16 mm vertical	
59.0600	1.000	Zapfen ø 8/16 mm vertikal pin ø 8/16 mm vertical	
59.0600			

Türanschlag korpusseitig

door-stop side part

Art.-Nr. Verp. Einheit Ausführung Farben: weiß, braun
 art.-no. packing units type colours: white, brown

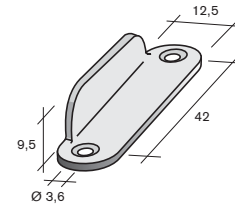
52.0240

1.000

Türanschlag-Winkel
 2 Schraublöcher
door-stop angle
 2 screw holes

Türanschlag A
door stop A

6,6 mm



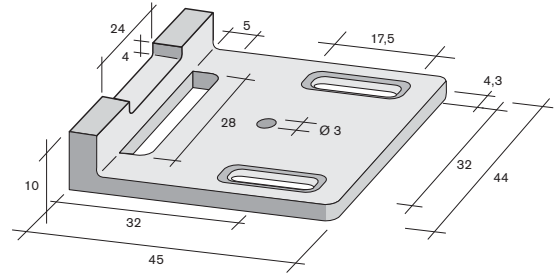
52.0250

1.200

Türanschlag-Winkel
 2 Langlöcher
door-stop angle
 2 oblong holes

justierbar

adjustable

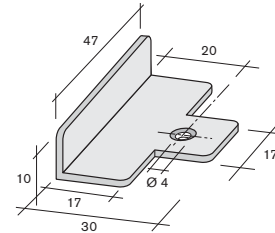


59.0610

500

Türanschlag-Winkel
 1 Schraubloch
door-stop angle
 1 screw hole

20 mm



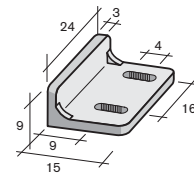
52.0860

1.000

Türanschlag-Winkel
 2 Langlöcher 16er Teilung
door-stop angle
 2 oblong holes 16 mm spacing

9 mm rastend justierbar

9 mm adjustable to snap in position

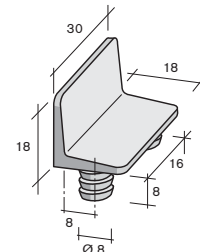


52.1010

1.000

Türanschlag-Winkel
 2 Harpunendübel ø 8/16 mm
door-stop angle
 2 fire-tree dowel ø 8/16 mm

8 mm



Türanschlag korpusseitig

door-stop side part

Art.-Nr. Verp. Einheit Ausführung Farben: Standard
 art.-no. packing units type colours: standard

NEU

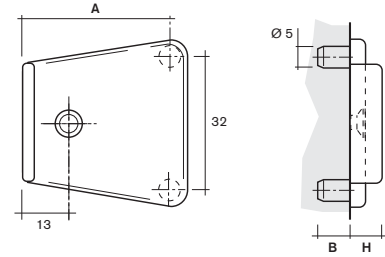
Türanschlag A door stop A

Türanschlag für vertikale Bohrgruppen

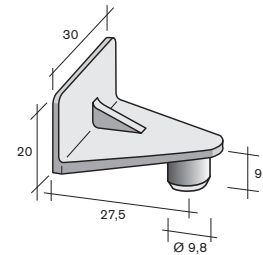
Bohrung für Sicherheitsschraube
 2 Zapfen \varnothing 5 mm, vertikal
door stop for vertical drilling groups
 hole for securing screw
 2 pins \varnothing 5 mm, vertical

Zapfenlänge B Höhe H
 shaftlength B height H

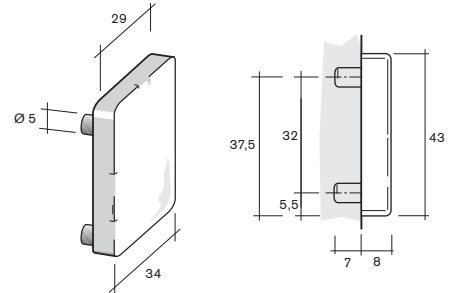
52.0560	1.600	3,5 mm	7 mm	37,5 mm
59.0160	1.600	7,5 mm	7 mm	37,5 mm
59.1480	1.400	7,5 mm	8 mm	40,0 mm



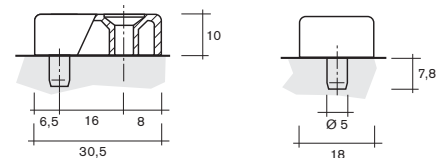
52.0830	2.000	Türanschlag-Winkel 1 Zapfen \varnothing 9,8 mm door-stop angle 1 pin \varnothing 9.8 mm	27,5 mm
---------	-------	--	---------



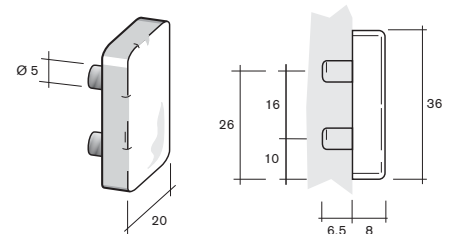
59.0910	2.700	Türanschlag für vertikale Bohrgruppen 2 Zapfen \varnothing 5 mm, vertikal door stop for vertical drilling groups 2 pins \varnothing 5 mm, vertical	29 mm
---------	-------	---	-------



52.0510	2.400	Türanschlag 1 Bohrung für Schraube, Zapfen \varnothing 5 mm door stop 1 screw hole, pin \varnothing 5 mm	24 mm
---------	-------	---	-------



59.0930	1.000	Türanschlag 2 Zapfen \varnothing 5/16 mm door stop 2 pins \varnothing 5/16 mm	26 mm
---------	-------	--	-------



Türanschlag korpusseitig

door-stop side part

Art.-Nr. Verp. Einheit Ausführung Farben: Standard
 art.-no. packing units type colours: standard

60.0810 **1.000** **Glastüranschlag**
 2 Dübel ø 5/16 mm
glass door stop
 2 dowels ø 5/16 mm

Türanschlag A
door stop A

6 mm

60.9740 **1.000** **Glastüranschlag mit Federhalterung**
 1 Dübel ø 7,3/7,5 mm
glass door stop with spring holder
 1 dowel ø 7.3/7.5 mm

3 mm

60.3330 **1.000** **Türanschlag**
 Zapfen ø 5 mm
door stop
 pin ø 5 mm

15 mm

60.0840 **2.500** **Türanschlag**
 2 Schraublöcher ø 4,2/16 mm
door stop
 2 screw holes ø 4.2/16 mm

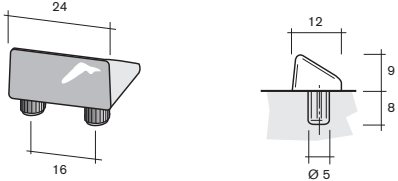

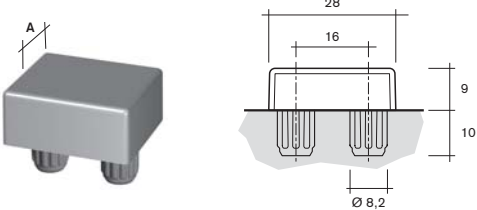
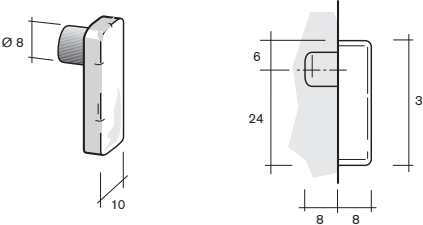
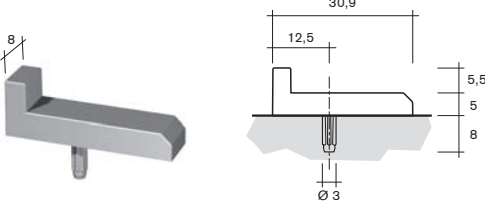
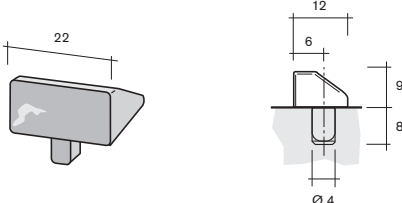
25,5 mm

60.7170 **2.500** **Türanschlag**
 2 Schraublöcher ø 3,2/16 mm
door stop
 2 screw holes ø 3.2/16 mm

12 mm

Türanschlag

door-stop

Art.-Nr. art.-no.	Verp. Einheit packing units	Ausführung type	Farben: Standard colours: standard			
60.1530	1.000	Türanschlag 2 Zapfen \varnothing 5/16 mm door stop 2 pins \varnothing 5/16 mm		Türanschlag A door stop A	6 mm	
60.7510	2.500	Türanschlag 2 Zapfen \varnothing 5,2 mm door stop 2 pin \varnothing 5.2 mm			6 mm	
60.9330	1.400	Türanschlag 2 Zapfen \varnothing 8,2 mm door stop 2 pins \varnothing 8,2 mm			12 mm	
60.2660	2.000	28 x 24 x 9 mm			6 mm	
60.0250	1.000	Türanschlag 1 Zapfen \varnothing 8 mm door stop 1 pin \varnothing 8 mm			24 mm	
60.1580	7.200	Türanschlag 1 Zapfen \varnothing 3 mm door stop 1 pin \varnothing 3 mm			12,5 mm	
60.2030	1.000	Türanschlag mit Vierkant-Dübel für Bohrung \varnothing 4 mm door stop with 4 edged dowel for hole \varnothing 4 mm			6 mm	

Türanschlag

door-stop

Art.-Nr. art.-no.	Verp. Einheit packing units	Ausführung type	Farben: Standard colours: standard		
60.3160	1.500	Türanschlag, rund mit Mittelbohrung \varnothing 6,5 mm door stop, round with central boring \varnothing 6.5 mm		Türanschlag A door stop A	
60.1571	1.000	Türanschlag mit Abdeckkappe 2-fach verschraubt door stop with cover cap 2-times screwed on			
60.1572	1.000	Oberteil upper part		6,5 mm	
		Unterteil lower part			
60.0030	2.500	Anschraubklotz 1 Schraubloch \varnothing 4 mm block to screw 1 screw hole \varnothing 4 mm			
60.6000	3.800	Türanschlag 30 x 20 x 8 mm für 4 mm Glas door stop 30 x 20 x 8 mm for 4 mm glass			
60.5090	5.000	Türanschlag 10 x 7,8 mm, B = 7 mm für C = 4 mm Glas door stop 10 x 7.8 mm, B = 7 mm for C = 4 mm glass			
60.5080	1.000	Türanschlag 10 x 7,8 mm, B = 8 mm für C = 5 mm Glas door stop 10 x 7.8 mm, B = 8 mm for C = 5 mm glass		1,5 mm	

Türanschlag korpuseitig

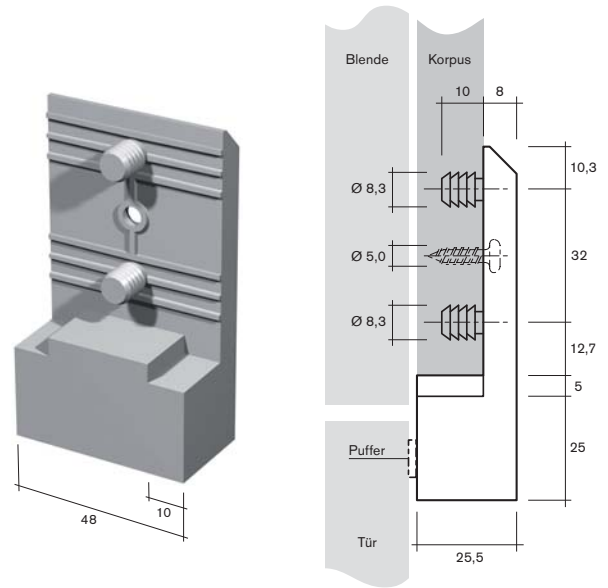
door-stop side part

Art.-Nr. Verp. Einheit Ausführung Farben: Standard
 art.-no. packing units type colours: standard

59.1450

180

**Türanschlag 85 x 48 x 25,5 mm
 mit 2 Harpunendübel**
 für Bohrung \varnothing 8,3 mm
 1 Schraubloch \varnothing 5 mm
**door-stop 85 x 48 x 25.5 mm
 with 2 fire-tree dowels**
 for hole \varnothing 8,3 mm
 1 screw hole \varnothing 5 mm



60.6070

1.500

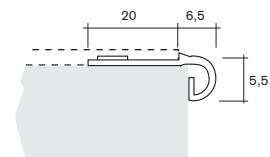
**Auszugsanschlagdämpfer
 für Blum-Tandem-Führung**
**Drawer stop buffer
 for BLUM tandem guide**

Dyno-STOP Anschlag

Bei Auszügen und Schubkästen
 wird der Dämpfer unter dem
 Führungsbeschlag montiert.

Dyno-STOP buffer

*In drawers, the buffer is mounted
 below the guide fitting.*



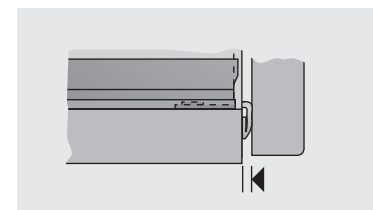
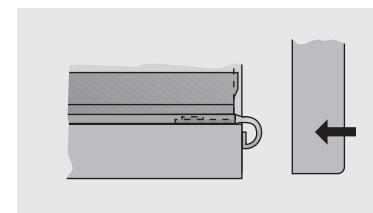
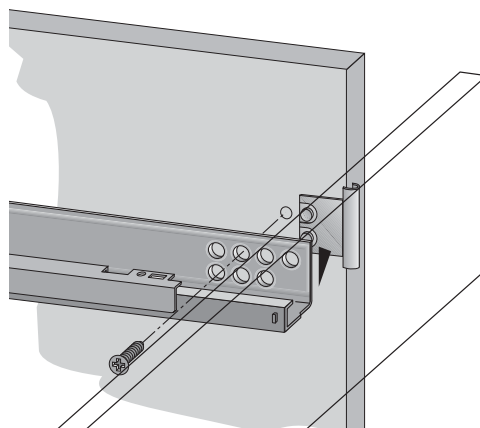
Dyno-STOP

Schubkasten- und
 Auszugsanschlagdämpfer für
 BLUM-Tandem-Führungen

Art.-Nr. 60.6070

Dyno-STOP

*Drawers- and drawer stop
 buffer for BLUM tandem guides
 art.-no. 60.6070*



Das Material hat sich in Langzeit-
 versuchen als ermüdungsfrei und
 verschleißfest erwiesen.
 Weicher Komfort für ein ganzes
 Küchenleben.

*In extended time tests, the material
 has proven to be fatigue-proof and
 resistant to wear.
 Smooth lines for a perfect kitchen.*

Türanschlag korpusseitig

door-stop side part

 **Henke Beschläge**

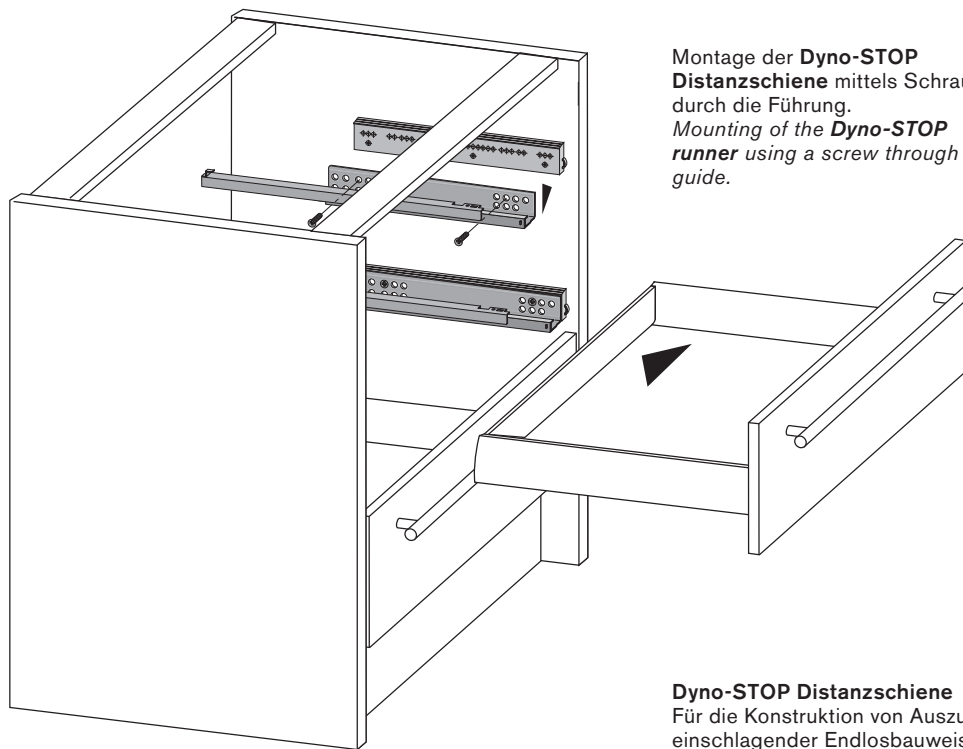
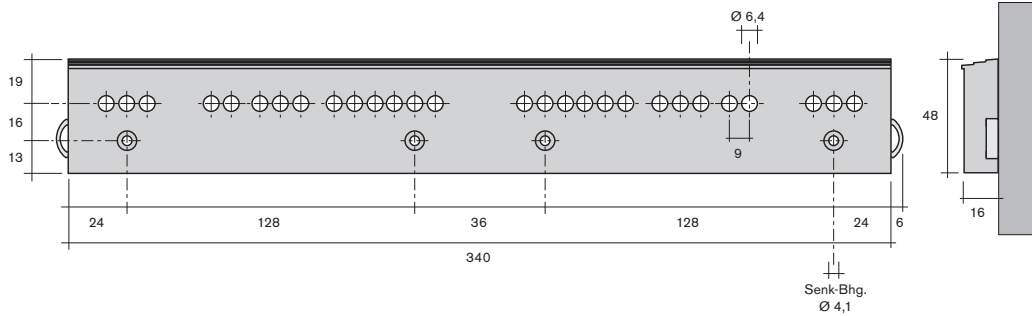
Art.-Nr. Verp. Einheit Ausführung Farben: weiß, braun, beige
 art.-no. packing units type colours: white, brown, beige

60.6042

200

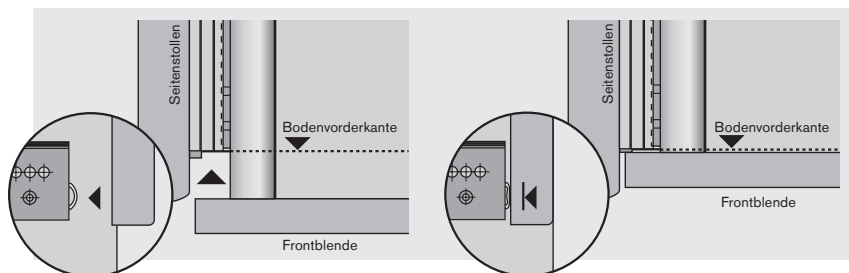
340 x 48 x 16 mm
Dyno-STOP Distanzschiene
 beidseitig mit Anschlagdämpfer für alle handelsüblichen Führungssysteme.

340 x 48 x 16 mm
Dyno-STOP runner
 with buffer on both sides for all conventional guide systems.



Montage der **Dyno-STOP Distanzschiene** mittels Schraube durch die Führung.
*Mounting of the **Dyno-STOP runner** using a screw through the guide.*

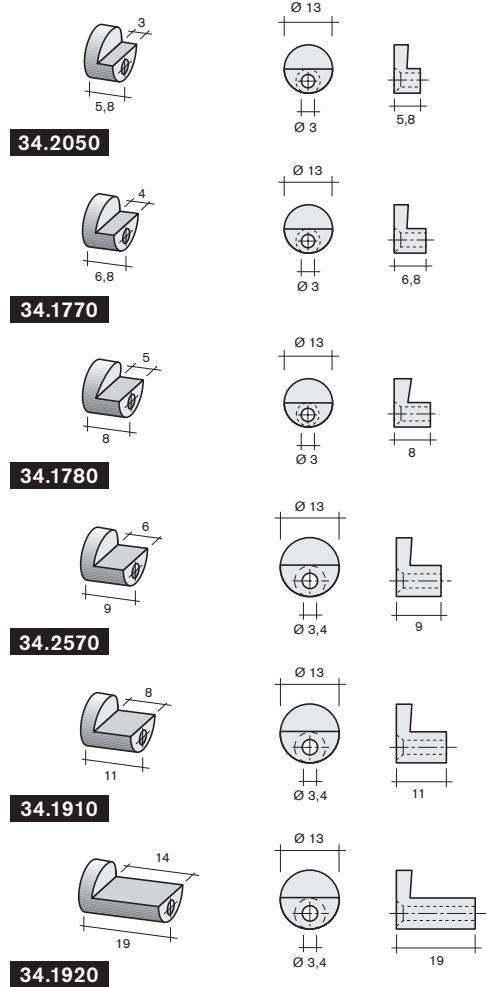
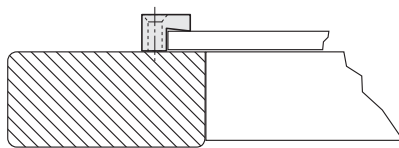
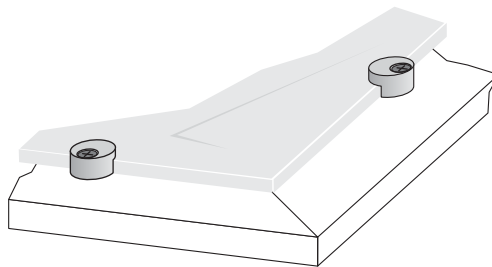
Dyno-STOP Distanzschiene
 Für die Konstruktion von Auszugsschränken in einschlagender Endlosbauweise. Zusätzliche Seiten als Korpus können entfallen.
Dyno-STOP runner
 For the construction of a chest of drawers. No need for additional sides as carcass.



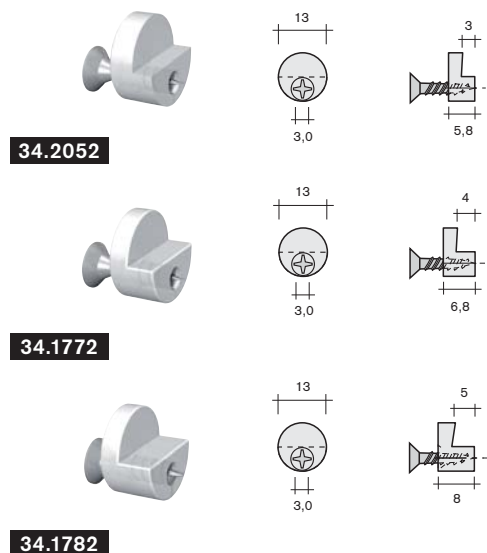
Glashalter glass holder

Art.-Nr. Verp. Einheit Ausfuhrung Farben: Standard
art.-no. packing units type colours: standard

Art.-Nr. art.-no.	Verp. Einheit packing units	Ausfuhrung type	Farben: Standard colours: standard
34.2050	5.000	Glashalter \varnothing 13 mm zum Anschrauben glass holder \varnothing 13 mm for screwing	fur Glasstarke 3 mm for glass-thickness 3 mm
34.1770	2.000	fur Glasstarke 4 mm for glass-thickness 4 mm	
34.1780	2.000	fur Glasstarke 5 mm for glass-thickness 5 mm	
34.2570	2.000	fur Glasstarke 6 mm for glass-thickness 6 mm	
34.1910	2.000	fur Glasstarke 8 mm for glass-thickness 8 mm	
34.1920	2.000	fur Materialhohe 14 mm for shelf-thickness 14 mm	



Art.-Nr. art.-no.	Verp. Einheit packing units	Ausfuhrung type	Farben: Standard colours: standard
34.2052	5.000	Glashalter \varnothing 13 mm mit vormontierter Schraube \varnothing 3,0 x 17 mm glass holder \varnothing 13 mm with pre-mounted screw \varnothing 3.0 x 17 mm	fur Glasstarke 3 mm for glass-thickness 3 mm
34.1772	2.000	fur Glasstarke 4 mm for glass-thickness 4 mm	
34.1782	2.000	fur Glasstarke 5 mm for glass-thickness 5 mm	



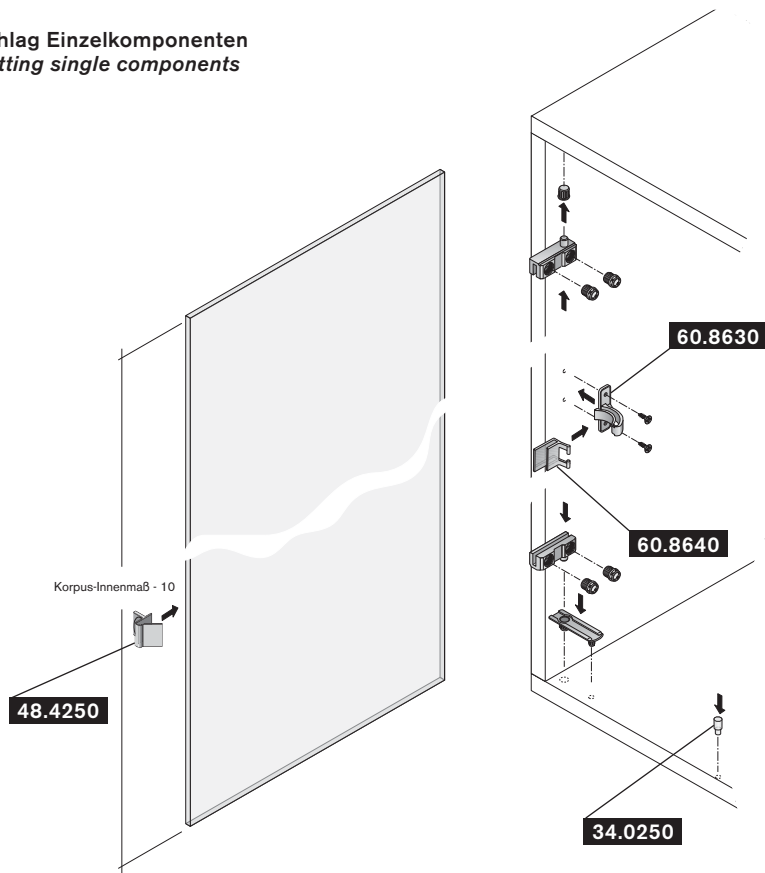
Glastürbeschlag

glass door fitting

Art.-Nr. Material
art.-no. material

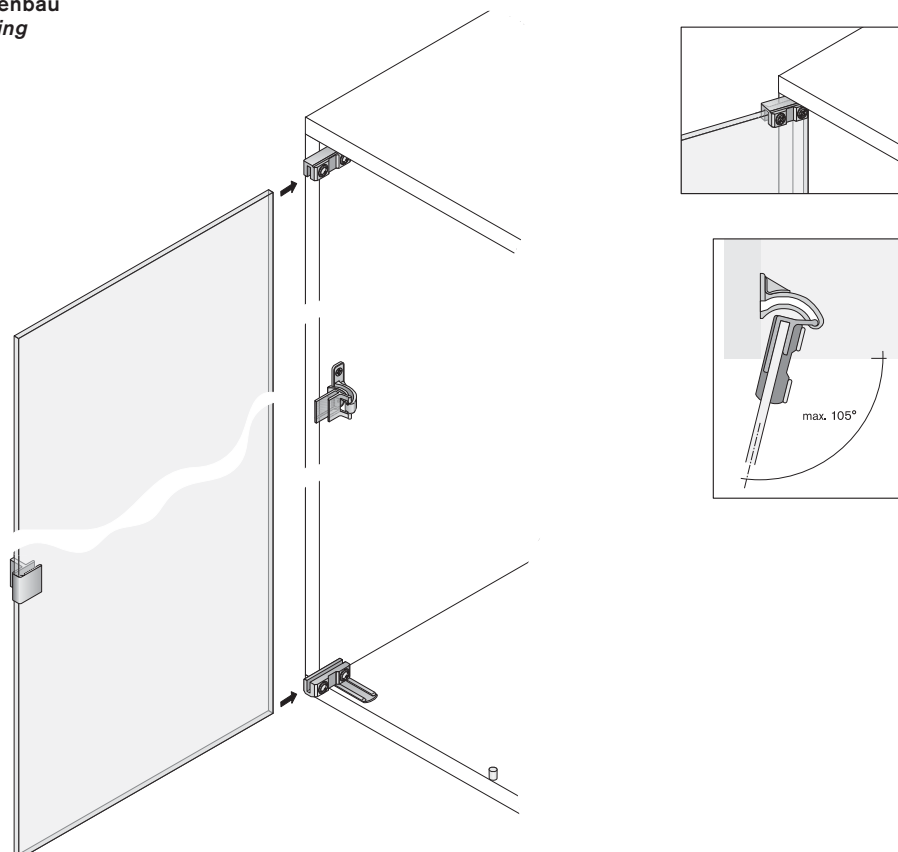
Glasturbeschlag Einzelkomponenten

glass door fitting single components



Glasturbeschlag Zusammenbau

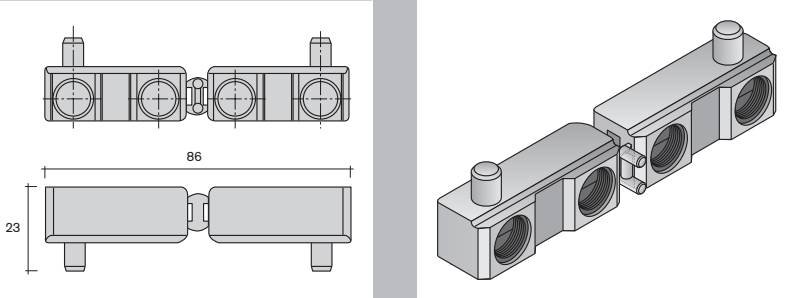
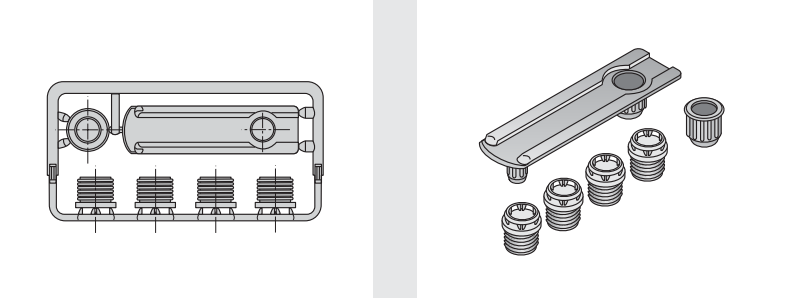

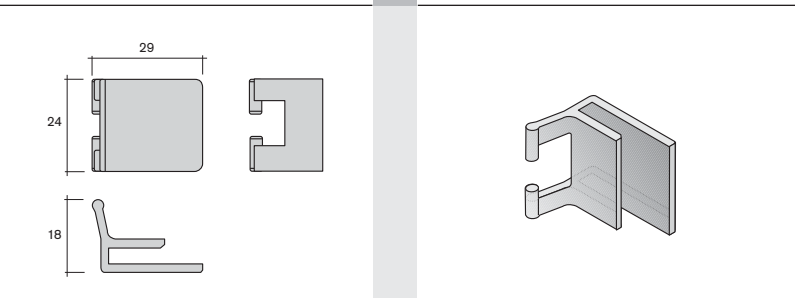
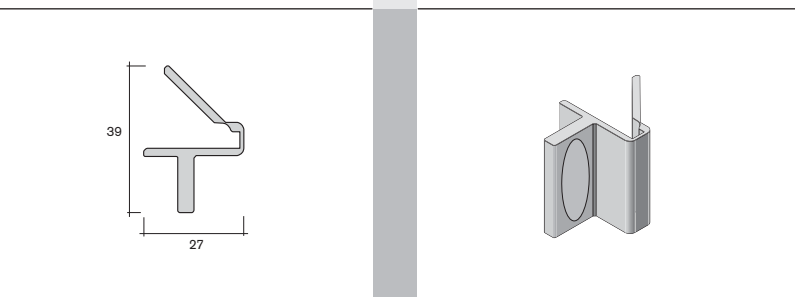
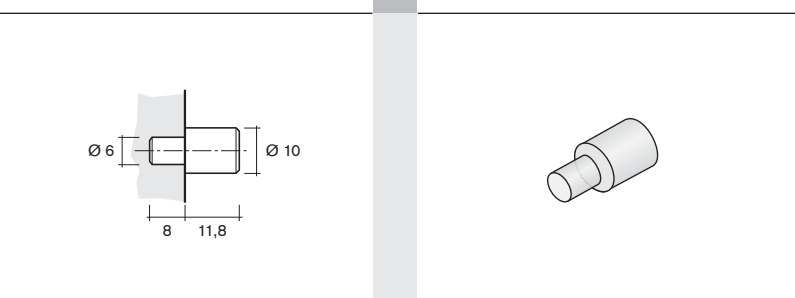
glass door fitting assembling



Glastürbeschlag

glass door fitting

Art.-Nr. Material
art.-no. material

Bezeichnung/description		
60.8620	<p>Glastürklemmstück für 4 mm Glas glass door clip piece for 4 mm glass PA</p>	
60.8610	<p>Beschlag für Glastürklemmstück fitting for glass door clip piece PA</p>	
60.8630	<p>Scharnieraufnahme 47 x 29, 2-Loch, Teilung 32 mm hinge retainer 47 x 29, 2-hole, spacing 32 mm PA</p>	
60.8640	<p>Scharnierarm für 4 mm Glas 29 x 24 x 19 hinge arm for 4 mm glass 29 x 24 x 19 PA</p>	
48.4250	<p>Scheibengriff für Glasvitrinen für 4 mm Glas pane handle for glass cabinet for 4 mm glass PA</p>	
34.0250	<p>Einsteck-Bodentrager ohne Scheibe Zapfen \varnothing 6 mm/\varnothing 10 mm shelf studs without disk pin \varnothing 6 mm/\varnothing 10 mm PS</p>	

Glastürbeschlag

glass door fitting

Art.-Nr.
art.-no.

Material
material

